

EXCHANGE OPPORTUNITIES @ FBE

Catherine Mermans

PROGRAM

1. general info session outgoing mobility @ FBE
2. “Pitch” Czech partner Universities
3. Mobility fair in Agora

BEFORE WE START

STAY UPDATED

Ufora: Welcome abroad

Important announcements:

Deadlines

Infosessions

Interesting projects

Funding options

...

[Link to Welcome Abroad](#)

Facebookgroup:

Uitwisselingsstudenten

FBW

Community of fellow students to
ask questions, share experiences,
find Erasmus companions...

[Link to the facebookgroup](#)

Webpage:

Studying abroad

Timelines for all exchange
procedures, detailed information
for each step

[Link to Studying Abroad](#)

**Consult this page before e-mailing
or making an appointment!**

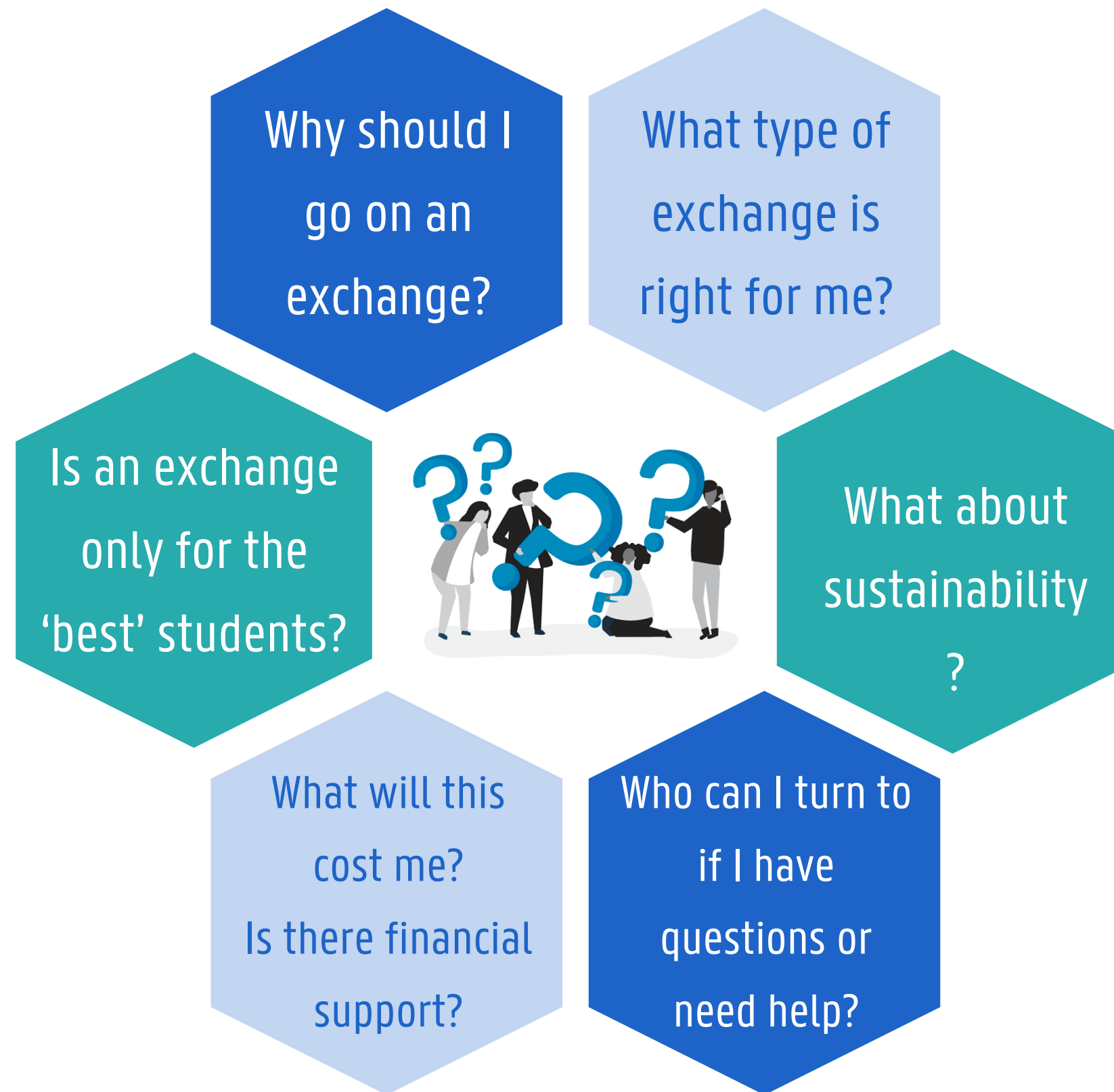
HOW TO CONTACT US?

- Through e-mail out.fbww@ugent.be
- Make an appointment! [Online appointment tool](#)
- Who can help you?
Catherine Mermans
International Relations Officer
Campus Coupure
Building A – A0.104
FDO

INTRODUCTION

INTRODUCTION

- Goal of this session: answering these questions:



INTERNATIONALISATION AT GHEENT UNIVERSITY

Why should I
go on an
exchange?

Internationalisation as a strategic educational goal at Ghent University

Mission

Providing all students maximal opportunities
to develop their international/intercultural
competences



WHY GO ON AN EXCHANGE?

Won't an exchange have a negative impact on my studies at Ghent University?

Complete acknowledgement of earned credits abroad on your Ghent university diploma

I'm worried about the 'level' and 'quality' of institutions abroad...

Selective partner management with focus on level and quality

Isn't an exchange way too expensive?

No extra tuition, financial support available

WHY GO ON AN EXCHANGE?

Isn't it a lot of preparational (paper) work beforehand?

Clear guidelines, deadlines and available support throughout (infosessions, out.fbw@ugent.be)

Won't living/working in another language/culture be too difficult?

Think of the extra language skills and intercultural attitudes and skills you will develop (looks good on your resume!)

I don't know if I can miss my family, friends, lover,... for that long!

You'll develop your personal skills and... you'll make friends for life!

WHY GO ON AN EXCHANGE?

≈ 100% of all students at FBE who went on an exchange in 2024-2025 would recommend it to future students!

Filters



TYPES OF MOBILITY

TYPES OF MOBILITY

Courses

Go abroad for one semester and follow courses at one of our partner institutions.

Internship

Combine your first work experience with an intercultural experience during an internship abroad.

Master Dissertation

Go abroad for data collection or experimental research as a part of your master dissertation.

Summer/Winter school or BIP

Take a short, intensive course abroad during the lesson-free period.



COURSE EXCHANGES

TIMELINE

- All info on the procedure can be found on the [website](#)
- Applicable for SEM1 and SEM2 exchanges

TIMELINE COURSE EXCHANGE

BEFORE EXCHANGE

1. INTERESTED?
Come to the infosessions at our Faculty.
Check the conditions for an exchange on our website.



2. DESTINATION
Check the International Partners website to find a list of partner institutions for your study program.



3. FINANCIAL SUPPORT
Check the different financial support options, depending on your destination.



DEADLINE 31/01



4. EXCHANGE APPLICATION
Submit three exchange applications in Oasis for your top three partner institutions.

ONLY NEEDED FOR EXCHANGE OUTSIDE EUROPE

5. GRANT APPLICATION
Follow the website guidelines to collect and submit a grant portfolio.



DEADLINE beginning of March

DEADLINE PROGRAM OVERVIEW 01/04
DEADLINE EXCHANGE CURRICULUM 01/06




6. EXCHANGE CURRICULUM
Use the templates to make a program overview. After approval, upload it on Oasis and add your exchange curriculum.

7. LEARNING AGREEMENT
Print out a Learning Agreement from Oasis, get it signed (by student, UGent, partner institution) and upload it on Oasis.



Ideally before 01/07

Follow deadline of partner institution



8. APPLICATION PARTNER INSTITUTION
Register at the partner institution by following their application procedure.

DURING EXCHANGE

9. CONFIRMATION STUDY PERIOD
Print out this document from Oasis and get it signed by the partner institution on your arrival and departure.



10. CHANGING LEARNING AGREEMENT
If after arrival you need to change your exchange curriculum, adjust your program overview, get it approved and send it to out.fbw@ugent.be.



AFTER EXCHANGE

11. TRANSCRIPT OF RECORDS
Upload your transcript of records in Oasis.



TIMELINE COURSE EXCHANGE

BEFORE EXCHANGE

1. INTERESTED?

Come to the infosessions at our Faculty.
Check the conditions for an exchange on our website.



2. DESTINATION

Check the International Partners website to find a list of partner institutions for your study program.



3. FINANCIAL SUPPORT

Check the different financial support options, depending on your destination.



DEADLINE 31/01

4. EXCHANGE APPLICATION

Submit three exchange applications in Oasis for your top three partner institutions.



ONLY NEEDED FOR EXCHANGE OUTSIDE EUROPE

5. GRANT APPLICATION

Follow the website guidelines to collect and submit a grant portfolio.



DEADLINE beginning of March

DEADLINE PROGRAM OVERVIEW 01/04
DEADLINE EXCHANGE CURRICULUM 01/06



6. EXCHANGE CURRICULUM

Use the templates to make a program overview. After approval, upload it on Oasis and add your exchange curriculum.

7. LEARNING AGREEMENT

Print out a Learning Agreement from Oasis, get it signed (by student, UGent, partner institution) and upload it on Oasis.



Ideally before 01/07

Follow deadline of partner institution



8. APPLICATION PARTNER INSTITUTION

Register at the partner institution by following their application procedure.

DURING EXCHANGE

9. CONFIRMATION STUDY PERIOD

Print out this document from Oasis and get it signed by the partner institution on your arrival and departure.



10. CHANGING LEARNING AGREEMENT

If after arrival you need to change your exchange curriculum, adjust your program overview, get it approved and send it to out.fbwi@ugent.be.



AFTER EXCHANGE

11. TRANSCRIPT OF RECORDS


Upload your transcript of records in Oasis.



BEFORE EXCHANGE

1. INTERESTED?

Come to the infosessions at our Faculty.
Check the conditions for an exchange on
our website.



2. DESTINATION

Check the International Partners website to
find a list of partner institutions for your study
program.



3. FINANCIAL SUPPORT

Check the different financial support
options, depending on your destination.



DEADLINE 31/01



4. EXCHANGE APPLICATION

Submit three exchange applications in Oasis
for your top three partner institutions.

CONDITIONS FOR COURSE EXCHANGE


BIO IR

- Only for **master** students
- For maximum of **1 semester**
- You can choose which semester
 - Environmental Technology: preference SEM2



CONDITIONS FOR COURSE EXCHANGE

BIO IR

- Finished bachelor program? 
- In a GLT-trajectory (Bachelor-Master)? [conditions](#)
 - On the moment of exchange application (january 2026)
all bachelor courses need to included in your curriculum



CONDITIONS FOR COURSE EXCHANGE

- Not finished with bachelor program on moment of exchange?

➤ Conditions!

1. Passed **all** courses BA1 and BA2?
2. Max. **2 courses** to retake from **BA3?** (max. 12 ECTS)
3. Max. **1 course** to retake **during exchange sem?**



IMPORTANT: You need prior approval from the course lecturer (not obligated)



CONDITIONS FOR COURSE EXCHANGE - GENERAL

IND-IR

- **3^e Bachelor OR Master!**
- **For maximum of 1 semester**
- **Preference SEM1**
(defence bachelor-/masterdissertation SEM2!)



CONDITIONS EXCHANGE IN BACHELOR?

IND-IR

- Passed all courses BA1 and BA2?



- In a GLT-trajectory ?

conditions

➤ On the moment of exchange application (january 2026)

all BA1 & BA2 courses need to be included in your curriculum



CONDITIONS EXCHANGE IN BACHELOR?



- Not finished with bachelor program on moment of exchange?

➤ Conditions!

1. Passed **all** courses BA1?
2. Max. **2** courses to retake from **BA2?** (max. 12 ECTS)
3. Max. **1** course to retake **during exchange sem?**



IMPORTANT: You need prior approval from the course lecturer (not obligated)

CONDITIONS EXCHANGE IN MASTER?

IND-IR

- Bachelor program finished?



- GIT-traject bachelor - master?

Conditions

➤ On the moment of exchange application (January 2026)

all bachelor courses need to be included in your curriculum



CONDITIONS EXCHANGE IN MASTER?

IND-IR

- Not finished with bachelor program on moment of exchange?

➤ Conditions!

1. Passed **all** courses BA1 & BA2?
2. Max. **2 courses** to retake from **BA3?** (max. 12 ECTS)
3. Max. **1 course BA3** to retake **during exchange sem?**



IMPORTANT: You need prior approval from the course lecturer (not obligated)

CONDITIONS FOR COURSE EXCHANGE

IMNUFS

No specific conditions, but you need approval from your program

~~IMESTE~~ ~~IMAQUA~~



TIMELINE COURSE EXCHANGE

BEFORE EXCHANGE

1. INTERESTED?

Come to the infosessions at our Faculty.
Check the conditions for an exchange on our website.



2. DESTINATION

Check the International Partners website to find a list of partner institutions for your study program.



3. FINANCIAL SUPPORT

Check the different financial support options, depending on your destination.



DEADLINE 31/01

4. EXCHANGE APPLICATION

Submit three exchange applications in Oasis for your top three partner institutions.



ONLY NEEDED FOR EXCHANGE OUTSIDE EUROPE

5. GRANT APPLICATION

Follow the website guidelines to collect and submit a grant portfolio.



DEADLINE beginning of March

DEADLINE PROGRAM OVERVIEW 01/04
DEADLINE EXCHANGE CURRICULUM 01/06



6. EXCHANGE CURRICULUM

Use the templates to make a program overview. After approval, upload it on Oasis and add your exchange curriculum.


7. LEARNING AGREEMENT

Print out a Learning Agreement from Oasis, get it signed (by student, UGent, partner institution) and upload it on Oasis.



Ideally before 01/07

Follow deadline of partner institution



8. APPLICATION PARTNER INSTITUTION

Register at the partner institution by following their application procedure.

DURING EXCHANGE

9. CONFIRMATION STUDY PERIOD

Print out this document from Oasis and get it signed by the partner institution on your arrival and departure.



10. CHANGING LEARNING AGREEMENT

If after arrival you need to change your exchange curriculum, adjust your program overview, get it approved and send it to out.fbw@ugent.be.



AFTER EXCHANGE

11. TRANSCRIPT OF RECORDS


Upload your transcript of records in Oasis.



BEFORE EXCHANGE

1. INTERESTED?

Come to the infosessions at our Faculty.
Check the conditions for an exchange on
our website.



2. DESTINATION

Check the International Partners website to
find a list of partner institutions for your study
program.



3. FINANCIAL SUPPORT

Check the different financial support
options, depending on your destination.



DEADLINE 31/01



4. EXCHANGE APPLICATION

Submit three exchange applications in Oasis
for your top three partner institutions.

CHOOSING YOUR DESTINATION

- Look at the Sharepoint site '[International Office partners](#)'
- Choose your study program: list of destinations



Start EDIT LINKS

Search this site

International Office Partners

Home

Partners Public Info

Admin

- Partners - Public Info
- Partners - Internal Info
- Partners Overview
- FCI (contact list)

Research

EDIT LINKS

Welcome to the partnerdatabase of the Faculty of Bioscience Engineering!

Choose your study programme in which you would like to make an exchange and find out where you will be studying next year.

This information will be updated based on the information we receive from our partner universities. However if you would find information out of date or broken links, please [send us an email](#).

Campus Coupure:

- [Master of Science in Bioscience Engineering: Agricultural Sciences](#)
- [Master of Science in Bioscience Engineering: Cell and Gene Biotechnology](#)
- [Master of Science in Bioscience Engineering: Chemistry and Bioprocess Technology](#)
- [Master of Science in Bioscience Engineering: Environmental Technology](#)
- [Master of Science in Bioscience Engineering: Food Science and Nutrition](#)
- [Master of Science in Bioscience Engineering: Forest and Nature Management](#)
- [Master of Science in Bioscience Engineering: Land and Water Management](#)

Campus Schoonmeersen:

- [Master of Science in Bioscience Engineering Technology: Agriculture and Horticulture](#)
- [Master of Science in Bioscience Engineering Technology: Food Industry](#)
- [Master of Science in Biochemical Engineering Technology](#)



CHOOSING YOUR DESTINATION

- **Things to keep in mind:**

1. Choose the correct **study program**

- See list on Sharepoint site

2. Look at the instruction **language** of the partner institution

- Learn local language through the UTC (UTC@ugent.be)

Discount available for exchange students



CHOOSING YOUR DESTINATION

3. Look at the **course offering** of the partner institution

- Compare to study guide Ghent University
- Look at example courses when available

4. Look at the **academic calendar** of the partner institution

- Start semester can overlap with exams Ghent university
 - In this case: contact out.fbvw@ugent.be (+[FSA](#))



CHOOSING YOUR DESTINATION

You will need to make a top 3 of exchange destinations.
How to make your exchange application will be explained in a
PRACTICAL INFOSESSION on 2 December 2025 (7pm - 0ehoe)



TIMELINE COURSE EXCHANGE

BEFORE EXCHANGE

1. INTERESTED?

Come to the infosessions at our Faculty.
Check the conditions for an exchange on our website.



2. DESTINATION

Check the International Partners website to find a list of partner institutions for your study program.



3. FINANCIAL SUPPORT

Check the different financial support options, depending on your destination.



DEADLINE 31/01

4. EXCHANGE APPLICATION

Submit three exchange applications in Oasis for your top three partner institutions.



ONLY NEEDED FOR EXCHANGE OUTSIDE EUROPE

5. GRANT APPLICATION

Follow the website guidelines to collect and submit a grant portfolio.



DEADLINE beginning of March

DEADLINE PROGRAM OVERVIEW 01/04
DEADLINE EXCHANGE CURRICULUM 01/06



6. EXCHANGE CURRICULUM

Use the templates to make a program overview. After approval, upload it on Oasis and add your exchange curriculum.


7. LEARNING AGREEMENT

Print out a Learning Agreement from Oasis, get it signed (by student, UGent, partner institution) and upload it on Oasis.



Ideally before 01/07

Follow deadline of partner institution



8. APPLICATION PARTNER INSTITUTION

Register at the partner institution by following their application procedure.

DURING EXCHANGE

9. CONFIRMATION STUDY PERIOD

Print out this document from Oasis and get it signed by the partner institution on your arrival and departure.



10. CHANGING LEARNING AGREEMENT

If after arrival you need to change your exchange curriculum, adjust your program overview, get it approved and send it to out.fbw@ugent.be.



AFTER EXCHANGE

11. TRANSCRIPT OF RECORDS


Upload your transcript of records in Oasis.



BEFORE EXCHANGE

1. INTERESTED?

Come to the infosessions at our Faculty.
Check the conditions for an exchange on
our website.



2. DESTINATION

Check the International Partners website to
find a list of partner institutions for your study
program.



3. FINANCIAL SUPPORT

Check the different financial support
options, depending on your destination.



DEADLINE 31/01



4. EXCHANGE APPLICATION

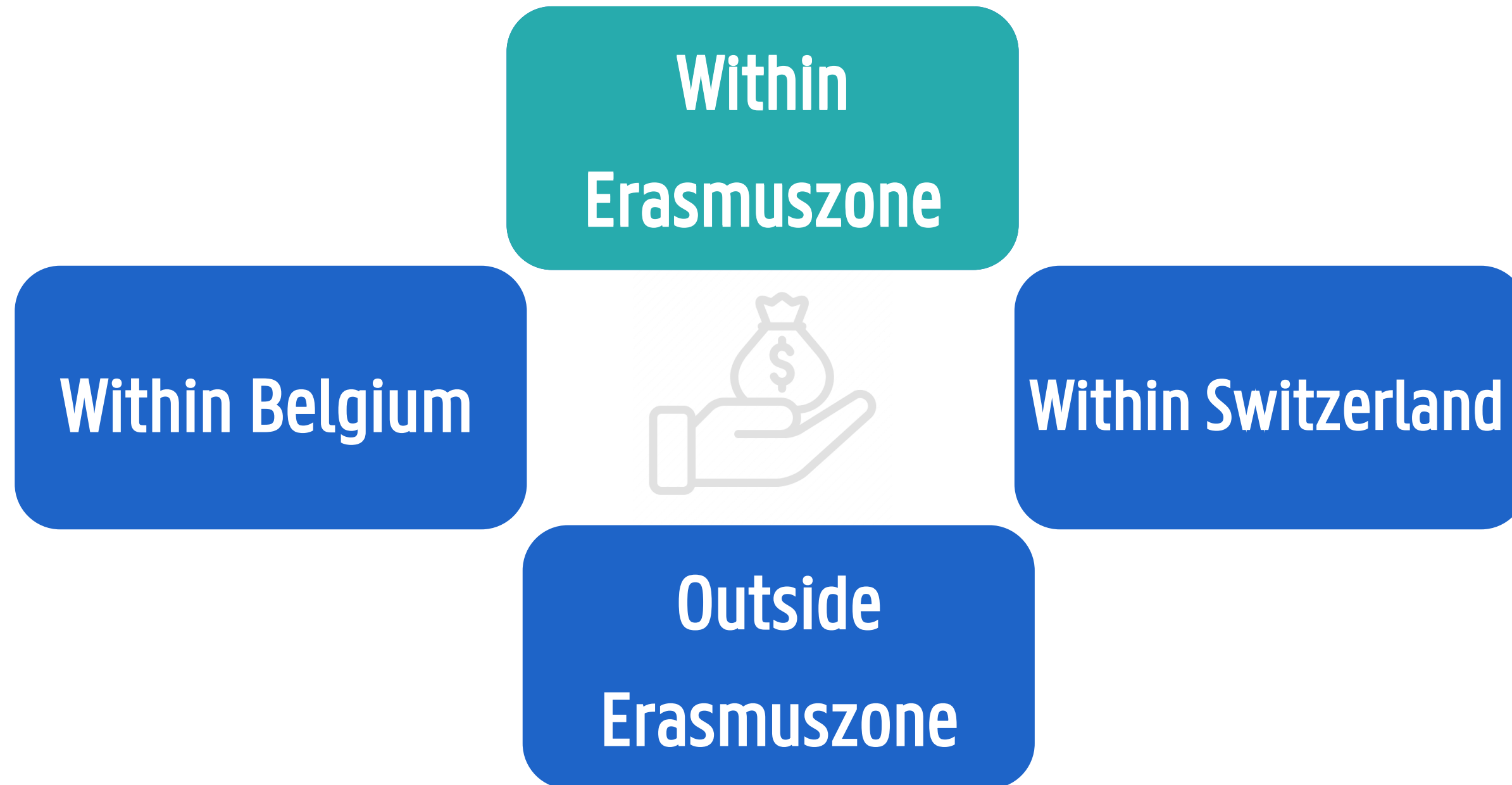
Submit three exchange applications in Oasis
for your top three partner institutions.

FINANCIAL SUPPORT

- You keep your study grant (if applicable)
- **Extra financial support through UGent possible**
- **Questions on UGent grants => outgoing.students@ugent.be !**



FINANCIAL SUPPORT



FINANCIAL SUPPORT



Erasmus zone

26 EU member states (not Belgium) + Iceland, Liechtenstein, Norway, Turkey,
North Macedonia and Serbia

Erasmus + grant

≠ amounts ≈ country and personal socio-economic situation

Monthly fee + travel allowance (km)

ERASMUS + STUDIES MONTHLY FEE



GROUP 1

Denmark, Finland, France, Germany, Iceland, Ireland, Italy, Liechtenstein, Luxembourg, Netherlands, Norway, Austria, Sweden

- €419/month for all other students
- €669/month for students with a Flemish scholarship

GROUP 2

Cyprus, Czech Republic, Estonia, Greece, Latvia, Malta, Portugal, Slovakia, Slovenia and Spain.

- €369/month for all other students
- €619/month for students with a Flemish scholarship

GROUP 3

Bulgaria, Hungary, Croatia, Lithuania, North Macedonia, Poland, Romania, Serbia and Turkey.

- €369/month for all other students
- €619/month for students with a Flemish scholarship

ERASMUS + STUDIES TRAVEL ALLOWANCE

You will receive a travel allowance depending on the distance to your destination. If you choose a "**green travel**" means of transport (bus, carpool, bicycle, train), the travel allowance is higher.

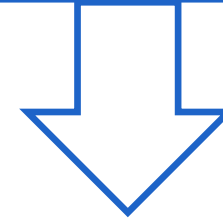
ERASMUS + STUDIES TRAVEL ALLOWANCE

range	Amount per participant	Green travel
range 10 to 99 km	€ 28,00	€ 56,00
range 100 to 499 km	€ 211,00	€ 285,00
range 500 to 1999 km	€ 309,00	€ 417,00
range 2000 to 2999 km	€ 395,00	€ 535,00
range 3000 en 3999 km	€ 580,00	€ 785,00
range 4000 to 7999 km	€ 1.188,00	€ 1.188,00

GRANT APPLICATION



How can I travel a sustainable way?



Check this UGhent site!

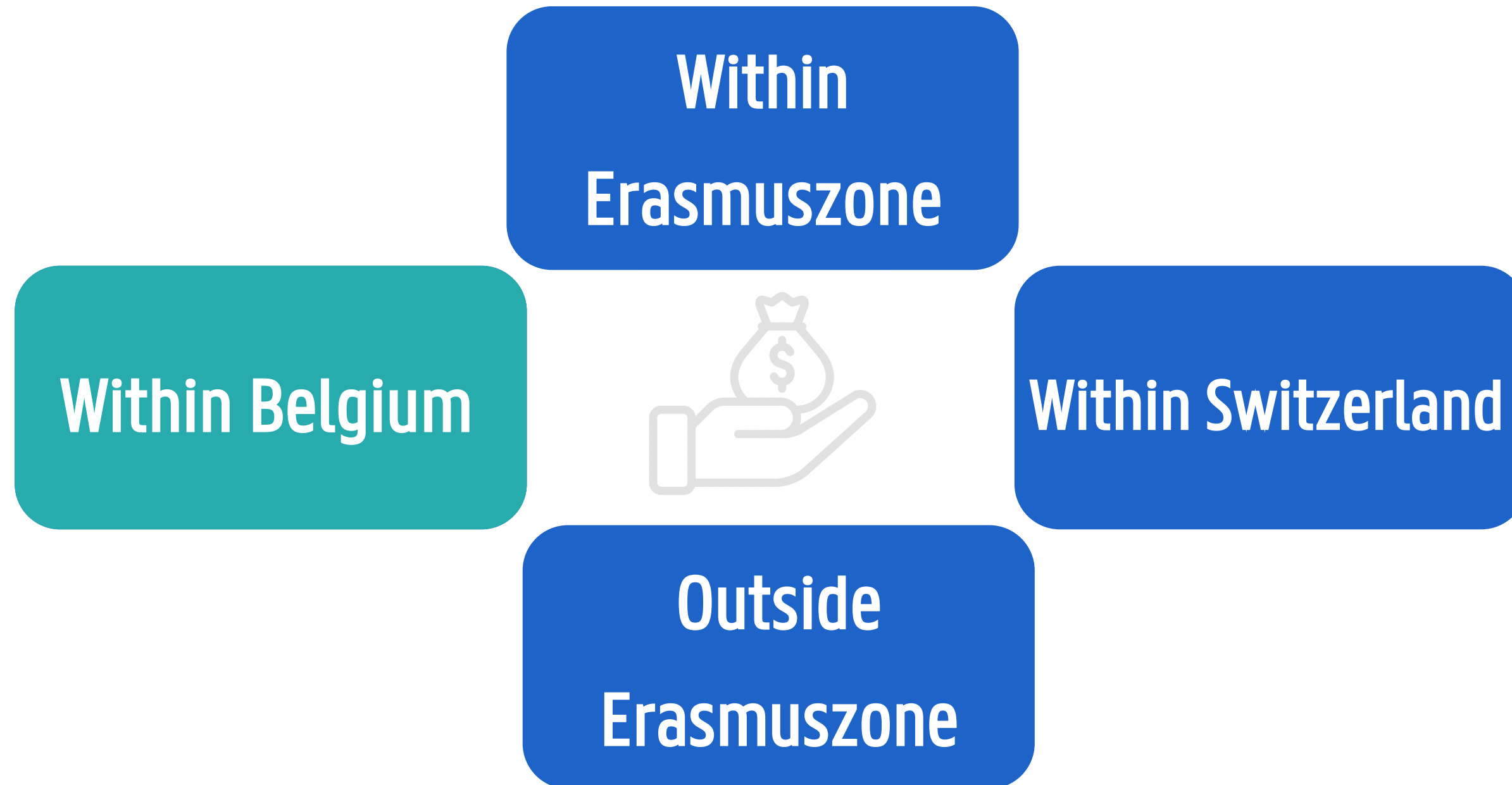
FLiXBUS

 **railcc**

 **trainline**

 **ComparaBUS**

FINANCIAL SUPPORT



FINANCIAL SUPPORT (2)



- **Within French speaking part Belgium (min. 2 months)**

- Erasmus Belgica (UGent)


- Forfait: €100

- Monthly allowance: €100 (accommodation cost)

FINANCIAL SUPPORT

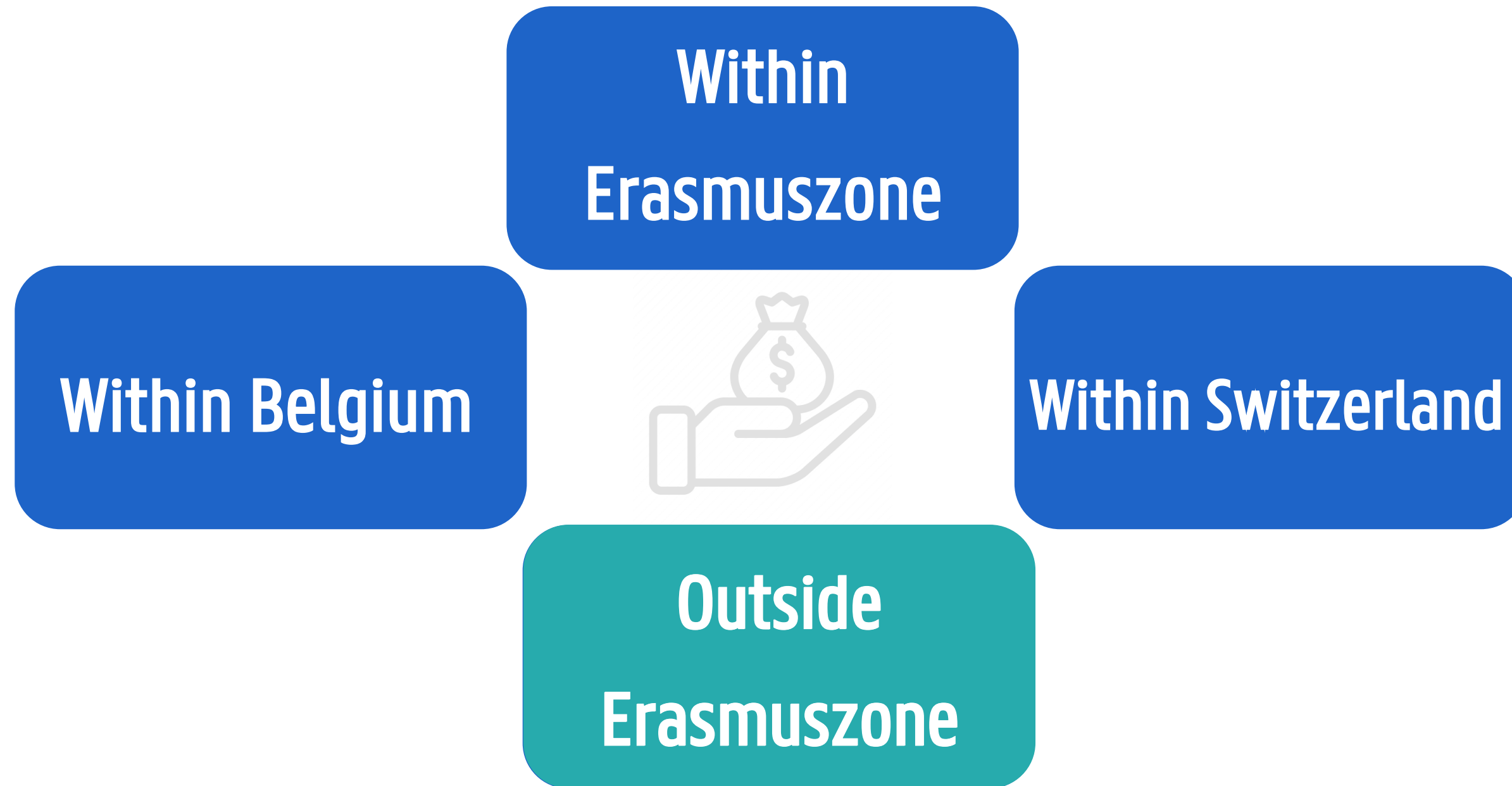


FINANCIAL SUPPORT (3)



- **Switzerland (min. 1 month)**
 - **SEMP (UGent)**
 - Swiss-European Mobility Programme
 - €300/month

FINANCIAL SUPPORT



FINANCIAL SUPPORT (3) - GRANT OUTSIDE ERASMUS+ ZONE

≠ amounts ≈ country and personal socio-economic situation

Two types:

- 1 – monthly allowance (max 4 months) & travel allowance;
- 2 – Travel allowance.

Distribution of grants according to the principle: the higher the socio-economic need, the higher the chance of receiving a type 1 grant (monthly allowance & travel allowance).

FINANCIAL SUPPORT (3) – GRANT OUTSIDE ERASMUS+ ZONE

Do you want to be considered for a scholarship? In your exchange application, please indicate 'financieringskanaal' '**beurs voor uitwisseling buiten Erasmuszone**'. Most of the information for allocating the grants will be obtained from **OASIS**.

! Important! Online info session, intended for outgoing students interested in a destination outside the Erasmus zone, on 4/12/2025 (6.30 pm):

- explanation of the distribution of grants;
- explanation of personal preparation (administration/health/safety);
- explanation of the financial aspect of exchange.

FINANCIAL SUPPORT (3) - GRANT OUTSIDE ERASMUS+ ZONE

More information?

- (NL) <https://www.ugent.be/student/nl/studeren/naar-buitenland/financieringskanalen-buitenlands-verblijf#BuitenEuropa>
- (ENG) [Exchange outside of the Erasmus zone — Info for Ghent University students — Ghent University \(ugent.be\)](#)

(Please note: this information concerns the current call, not yet the one for the 2026–2027 academic year)

TIMELINE COURSE EXCHANGE

BEFORE EXCHANGE

1. INTERESTED?

Come to the infosessions at our Faculty.
Check the conditions for an exchange on our website.



2. DESTINATION

Check the International Partners website to find a list of partner institutions for your study program.



3. FINANCIAL SUPPORT

Check the different financial support options, depending on your destination.



DEADLINE 31/01

4. EXCHANGE APPLICATION

Submit three exchange applications in Oasis for your top three partner institutions.



ONLY NEEDED FOR EXCHANGE OUTSIDE EUROPE

5. GRANT APPLICATION

Follow the website guidelines to collect and submit a grant portfolio.



DEADLINE beginning of March

DEADLINE PROGRAM OVERVIEW 01/04
DEADLINE EXCHANGE CURRICULUM 01/06



6. EXCHANGE CURRICULUM

Use the templates to make a program overview. After approval, upload it on Oasis and add your exchange curriculum.

7. LEARNING AGREEMENT

Print out a Learning Agreement from Oasis, get it signed (by student, UGent, partner institution) and upload it on Oasis.



Ideally before 01/07

Follow deadline of partner institution



8. APPLICATION PARTNER INSTITUTION

Register at the partner institution by following their application procedure.

DURING EXCHANGE

9. CONFIRMATION STUDY PERIOD

Print out this document from Oasis and get it signed by the partner institution on your arrival and departure.



10. CHANGING LEARNING AGREEMENT

If after arrival you need to change your exchange curriculum, adjust your program overview, get it approved and send it to out.fbw@ugent.be.



AFTER EXCHANGE

11. TRANSCRIPT OF RECORDS


Upload your transcript of records in Oasis.



BEFORE EXCHANGE

1. INTERESTED?

Come to the infosessions at our Faculty.
Check the conditions for an exchange on
our website.



2. DESTINATION

Check the International Partners website to
find a list of partner institutions for your study
program.



3. FINANCIAL SUPPORT

Check the different financial support
options, depending on your destination.



DEADLINE 31/01



4. EXCHANGE APPLICATION

Submit three exchange applications in Oasis
for your top three partner institutions.

EXCHANGE APPLICATION (UWA)

- You select your **'top 3'** destinations
- You create an exchange application for each destination (Oasis)
 - **Separate motivation per destination - IMPORTANT!**
- FCI **selects** you for one destination from your top 3
 - Sometimes limited number of places for a destination: **SELECTION:**
 1. Motivation (Oasis)
 2. Average score at time of application

EXCHANGE APPLICATION (UWA)

Every exchange needs to be registered in an exchange application
(for insurance, diploma supplement,...)

How?

Via Oasis

From when?

15/11/2025

Deadline exchange
application

31/01/2026

**Practical information session on making exchange
application: 2 December 2025!**

Announcement Uforasite 'Welcome abroad'

EXCHANGE MASTER DISSERTATION



CONDITIONS FOR EXCHANGE MASTER DISSERTATION

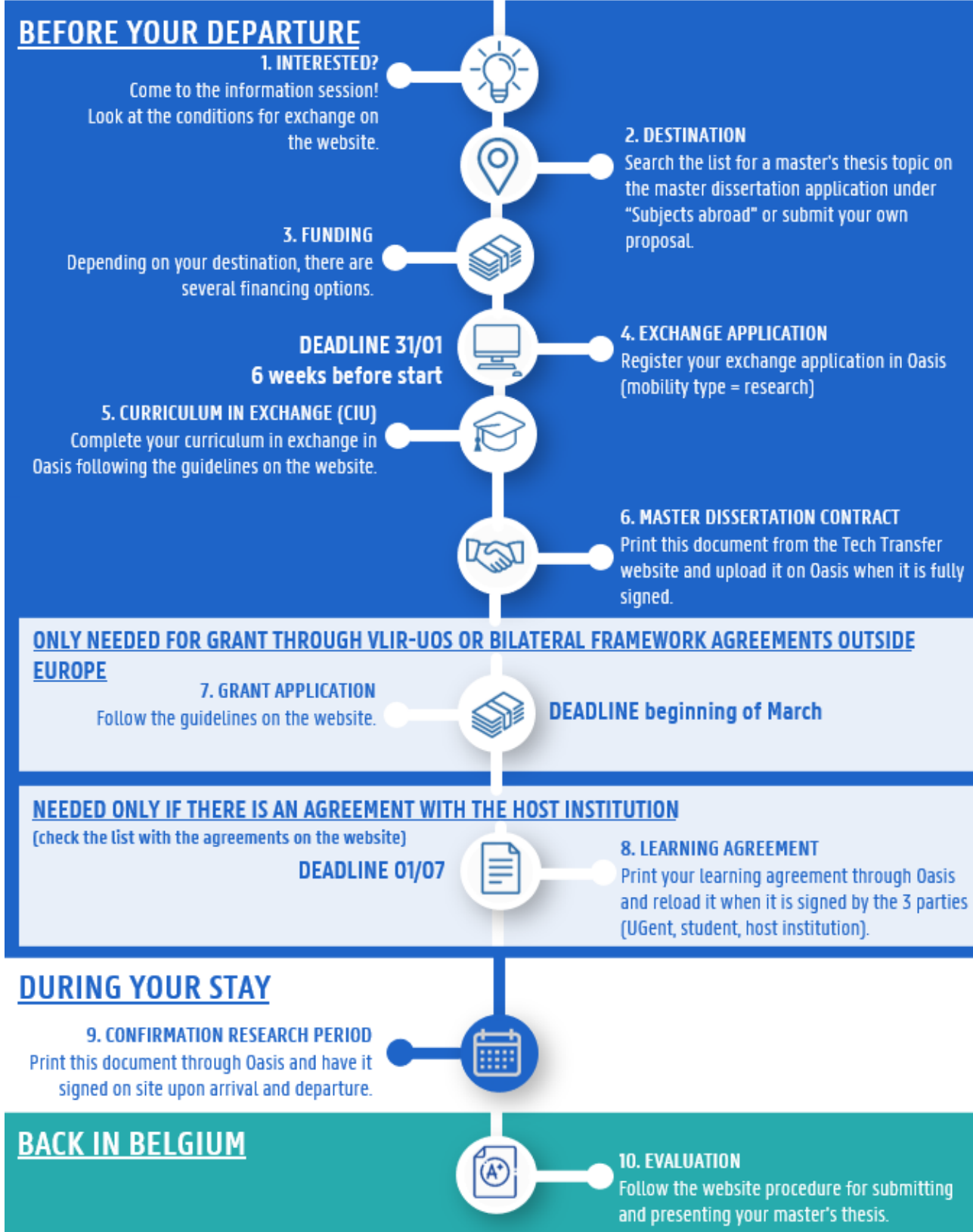
Only applicable for **year of graduation**

BIO IR

- At the time of your exchange application, you must have passed all bachelor's courses or **included all remaining bachelor's courses in your curriculum.**
- At the time of your departure, you must have **completed your entire bachelor's program.**



TIMELINE EXCHANGE FOR MASTER DISSERTATION PARTIALLY ABROAD



BEFORE YOUR DEPARTURE

1. INTERESTED?

Come to the information session!
Look at the conditions for exchange on the website.



2. DESTINATION

Search the list for a master's thesis topic on the master dissertation application under "Subjects abroad" or submit your own proposal.



3. FUNDING

Depending on your destination, there are several financing options.



DEADLINE 31/01
6 weeks before start



4. EXCHANGE APPLICATION

Register your exchange application in Oasis (mobility type = research)



5. CURRICULUM IN EXCHANGE (CIU)

Complete your curriculum in exchange in Oasis following the guidelines on the website.



6. MASTER DISSERTATION CONTRACT

Print this document from the Tech Transfer website and upload it on Oasis when it is fully signed.



CHOOSING A TOPIC – HOW?

1. Faculty web application

Overview master's dissertation topics

intro

overview

change topics

intro

promotor

department

keywords

subjects abroad

Through the tabs above, you can browse for topics approved for your programme by

→ Promotor

→ Department

→ Keywords

Under the 'all topics' tab, you will find all available topics for your programme.

Make a shortlist of the subjects you prefer (see the [info session presentation](#) for the procedure). These will then be listed under the 'my preferences' tab.

Guidelines and regulations regarding the selection process can be found on the faculty website: ['How to choose your master's dissertation subject?'](#)

Questions? Send an e-mail to masterdissertation.fbw@ugent.be.

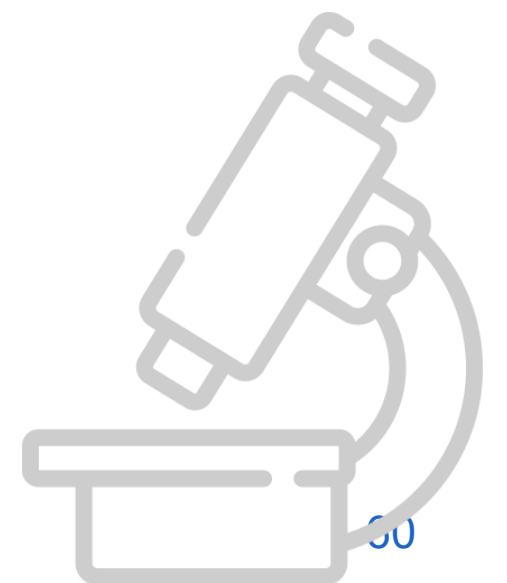


CHOOSING A TOPIC – HOW?

1. Choosing through faculty web application

- Two kinds of topics:
 - **FBE-offer** (with a FBE promotor)
 - **Proposals from abroad** (no FBE promotor yet)

The topics will be available for you
from **24 November 2025**



CHOOSING A TOPIC – HOW?

1. Choosing through faculty web application

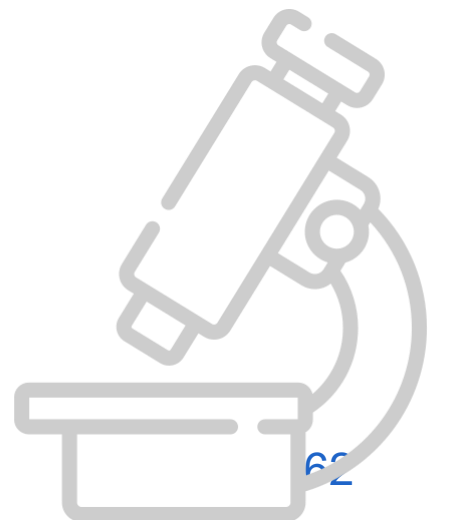
- How to apply for a topic → **FBE offer**
 - Contact promotor (UGent and partner) for approval (mail)
 - Once approval: e-mail fsa.fbvw@ugent.be + out.fbvw@ugent.be + masterdissertation.fbvw@ugent.be + promotor in CC with the following info:
 - All info on master dissertation topic (title, from where, promotor, destination,...)
 - Request for official registration



CHOOSING A TOPIC – HOW?

1. Choosing through faculty web application

- How to apply for a topic → **Proposal from abroad** (no FBW promotor)
 - Send your desired topic to masterdissertation.fbw@ugent.be for approval by your programme
 - When approved by the programme: the programme will help you find a promotor
 - If you have already a promotor in mind, be sure to let masterdissertation.fbw@ugent.be know

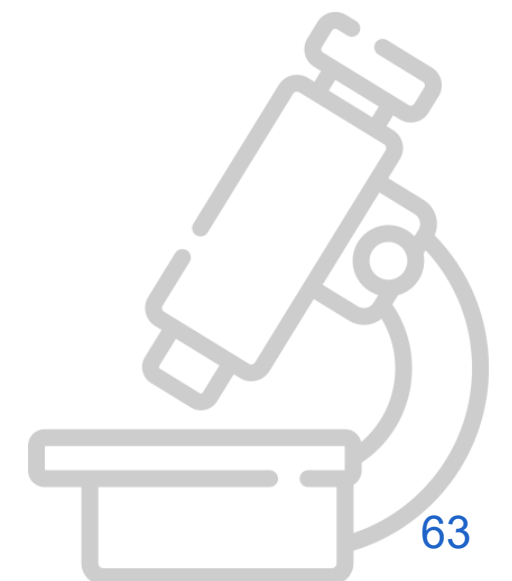


CHOOSING A TOPIC – HOW?

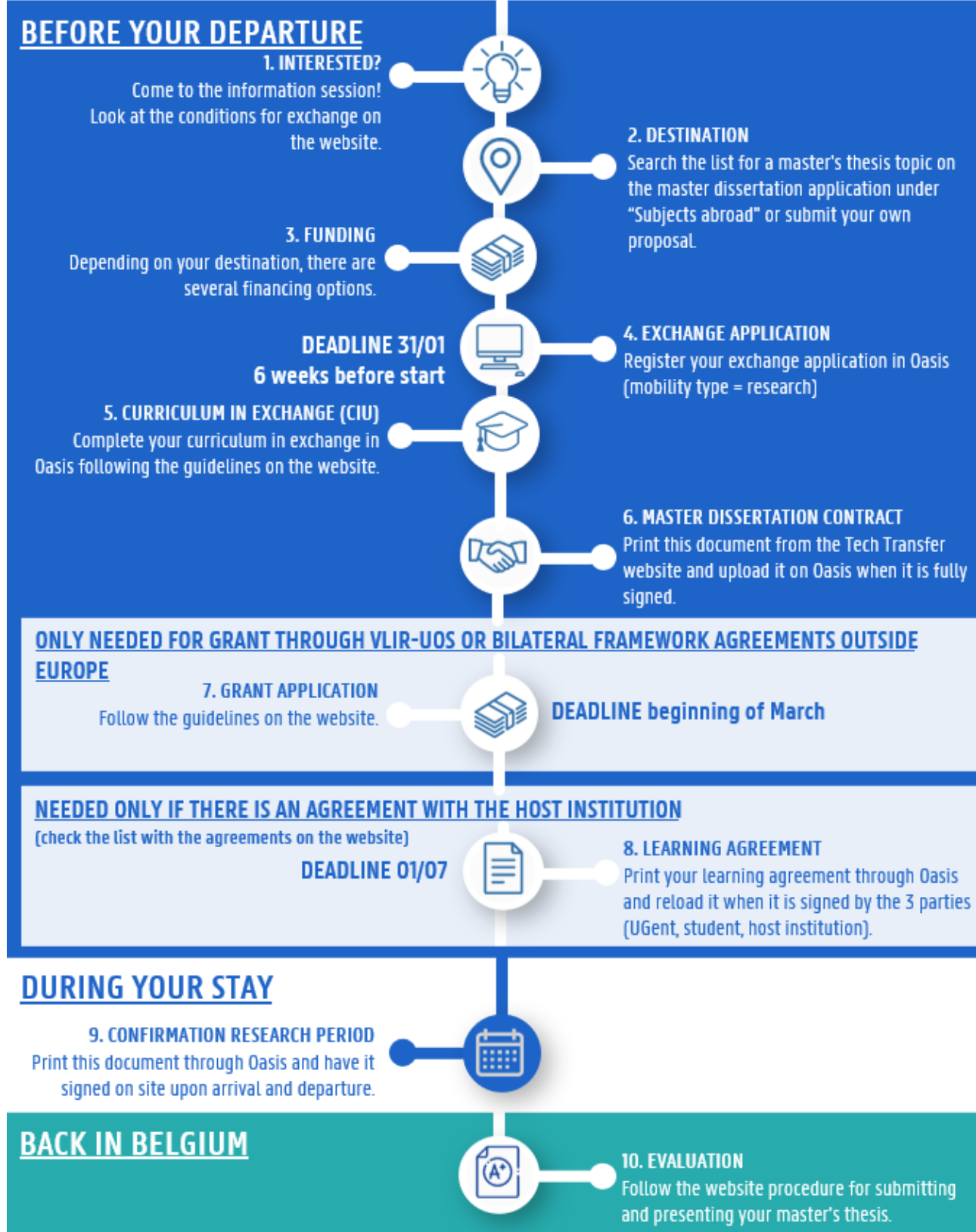
2. Choose a topic yourself

- You need to look for a destination, partner, topic and promotor by yourself!
- Once approval by partner + promotor AND programme
→ e-mail for registration to fsa.fbww@ugent.be + out.fbww@ugent.be + masterdissertation.fbww@ugent.be + promotor in CC

Important deadline when you want to
apply for a UGent grant: **31 January 2026**



TIMELINE EXCHANGE FOR MASTER DISSERTATION PARTIALLY ABROAD



BEFORE YOUR DEPARTURE

1. INTERESTED?

Come to the information session!
Look at the conditions for exchange on
the website.



2. DESTINATION

Search the list for a master's thesis topic on
the master dissertation application under
"Subjects abroad" or submit your own
proposal.



3. FUNDING

Depending on your destination, there are
several financing options.



DEADLINE 31/01
6 weeks before start



4. EXCHANGE APPLICATION

Register your exchange application in Oasis
(mobility type = research)



5. CURRICULUM IN EXCHANGE (CIU)

Complete your curriculum in exchange in
Oasis following the guidelines on the website.

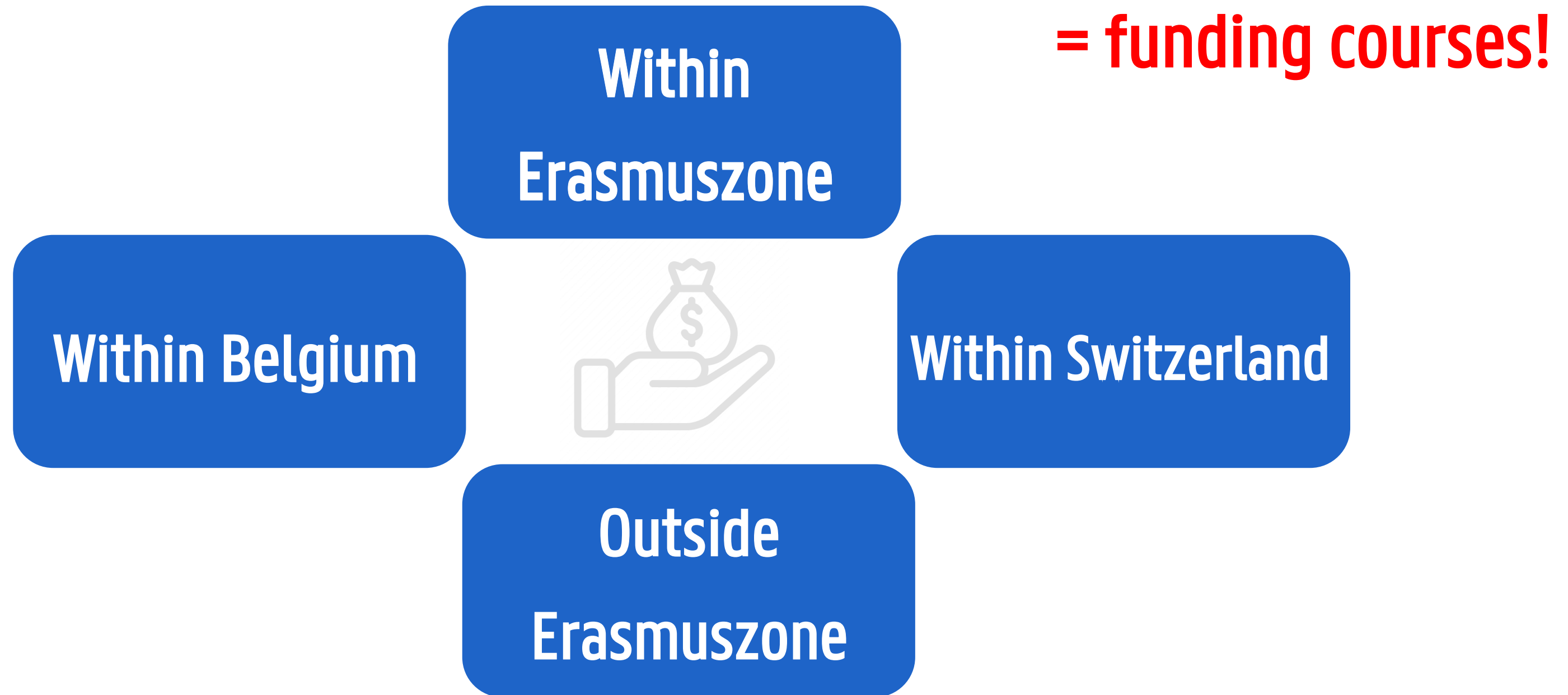


6. MASTER DISSERTATION CONTRACT

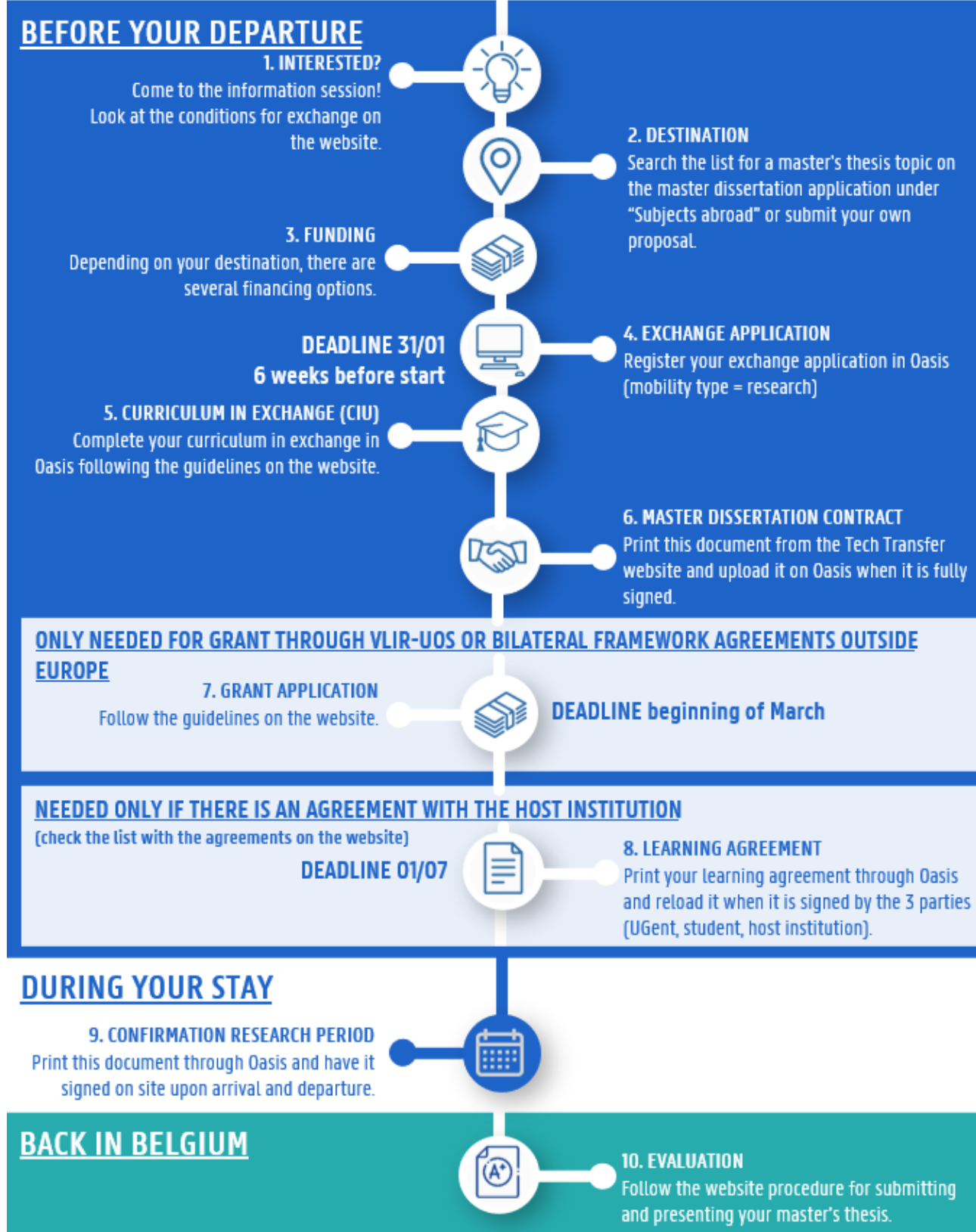
Print this document from the Tech Transfer
website and upload it on Oasis when it is fully
signed.



FINANCIAL SUPPORT




TIMELINE EXCHANGE FOR MASTER DISSERTATION PARTIALLY ABROAD



BEFORE YOUR DEPARTURE

1. INTERESTED?

Come to the information session!
Look at the conditions for exchange on
the website.



2. DESTINATION

Search the list for a master's thesis topic on
the master dissertation application under
"Subjects abroad" or submit your own
proposal.



3. FUNDING

Depending on your destination, there are
several financing options.



DEADLINE 31/01
6 weeks before start



4. EXCHANGE APPLICATION

Register your exchange application in Oasis
(mobility type = research)



5. CURRICULUM IN EXCHANGE (CIU)

Complete your curriculum in exchange in
Oasis following the guidelines on the website.



6. MASTER DISSERTATION CONTRACT

Print this document from the Tech Transfer
website and upload it on Oasis when it is fully
signed.



EXCHANGE APPLICATION (UWA)

Every exchange needs to be registered in an exchange application
(for insurance, diploma supplement,...)

How?

Via Oasis

From when?

25/11/2025

Deadline exchange
application

31/01/2026 (UGent grant)

Min. 6 weeks before departure

**Practical information session on making exchange
application: 2 December 2025!**

Announcement Uforasite 'Welcome abroad'



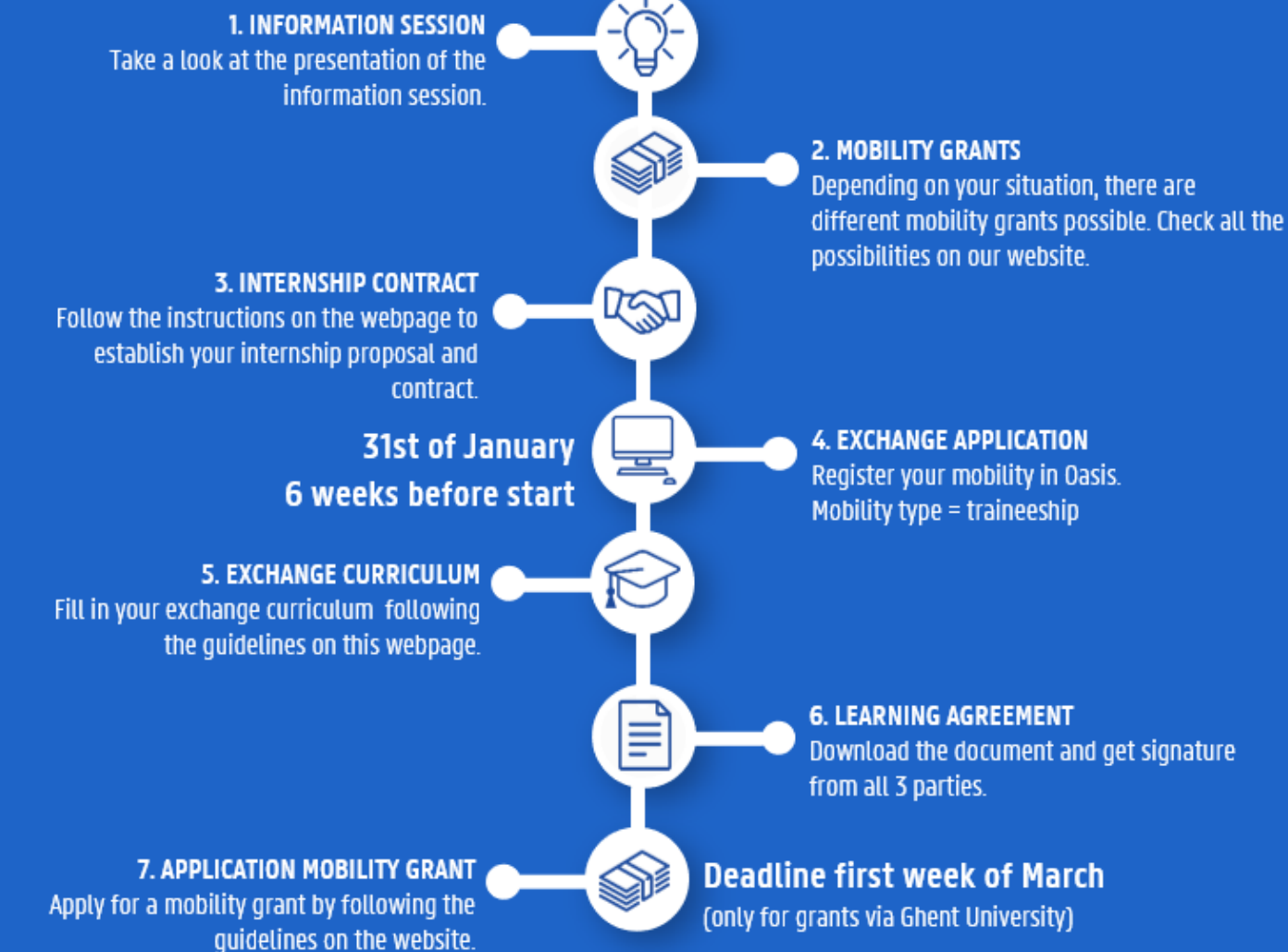
EXCHANGES INTERNSHIP

TIMELINE

- All info on the procedure can be found on the [website](#)
- Procedure only for internship that will be part of **your curriculum**
- Internships abroad only in **lesson-free periods**
- **FIRST:** internship registration and contract - FSA (more info on [website](#))

TIMELINE EXCHANGE INTERNSHIP

BEFORE DEPARTURE



DURING STAY

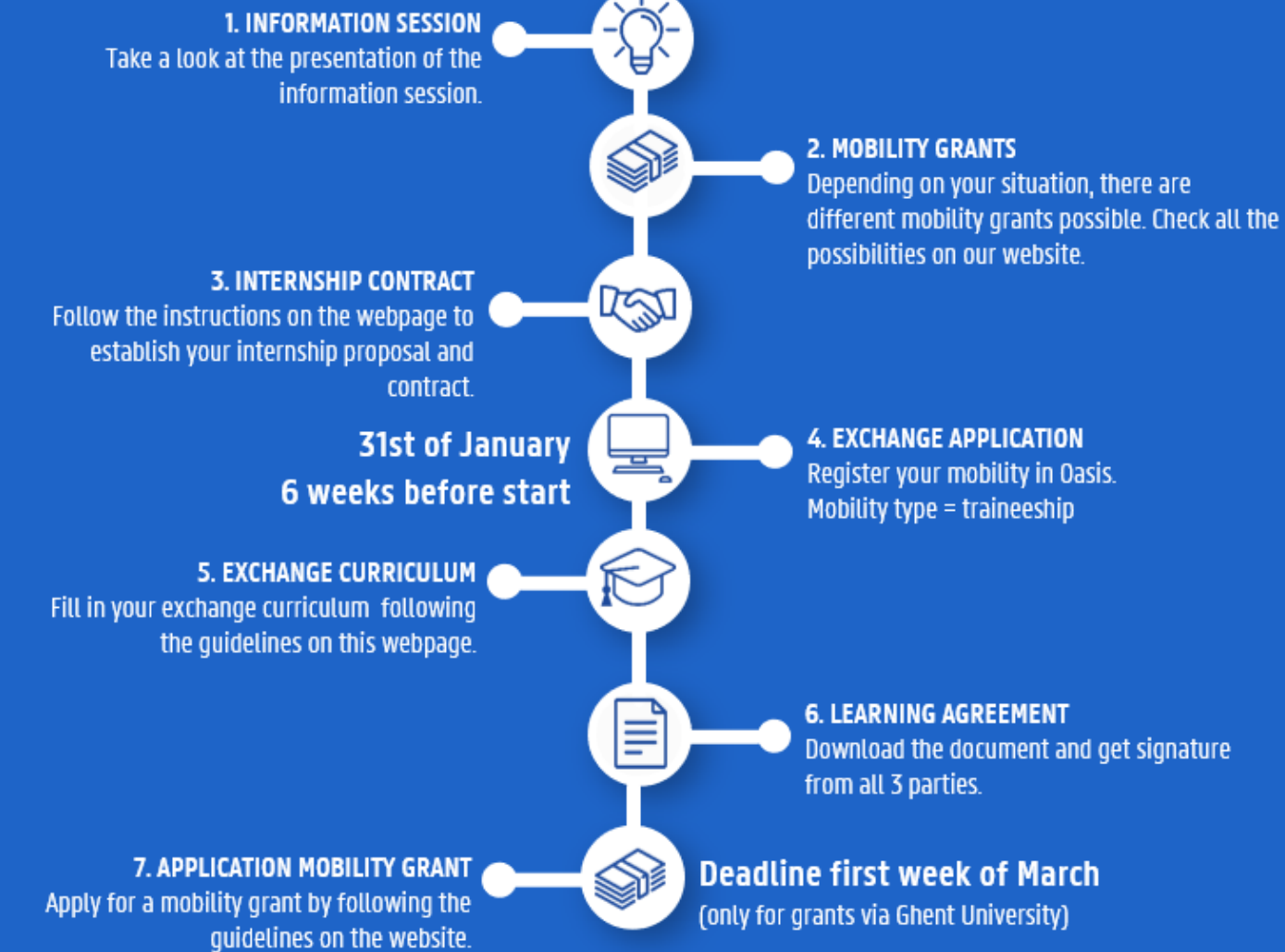


AFTERWARDS



TIMELINE EXCHANGE INTERNSHIP

BEFORE DEPARTURE



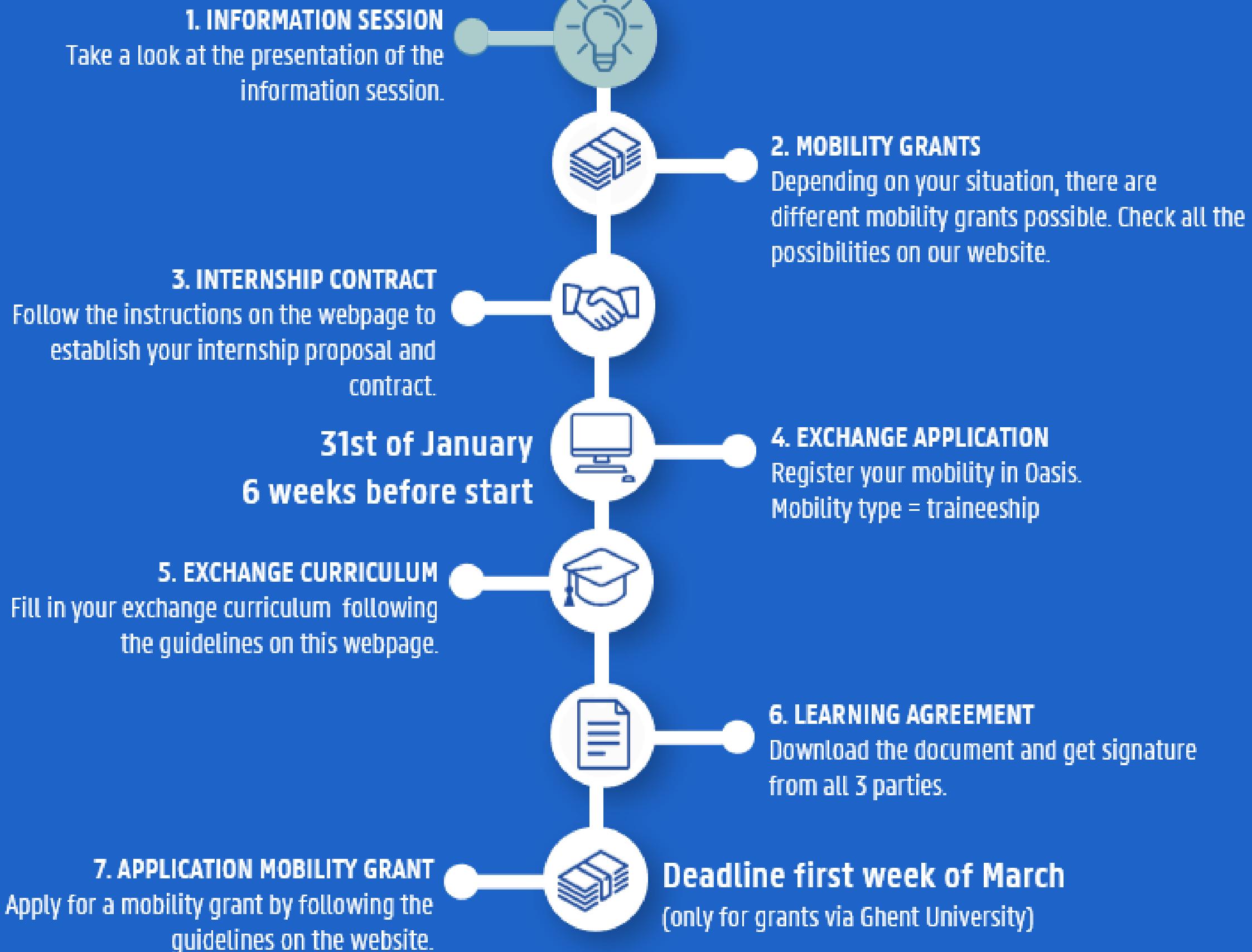
DURING STAY



AFTERWARDS



BEFORE DEPARTURE



CHOOSING YOUR INTERNSHIP – HOW?

Through the
internship
coordinator

Bio engineer

Industrial engineer

Through an
internship
organisations

Humasol – IAAS


IAESTE – AfD

AISEC

Searching for a
subject yourself

Through the list of
internships

See list here



CHOOSING INTERNSHIP – THINK ABOUT...



1. Language requirements in country

- Want to learn a new language? → UCT offers discounts! ([Check website](#))
 - Start in time!

2. Period of internship

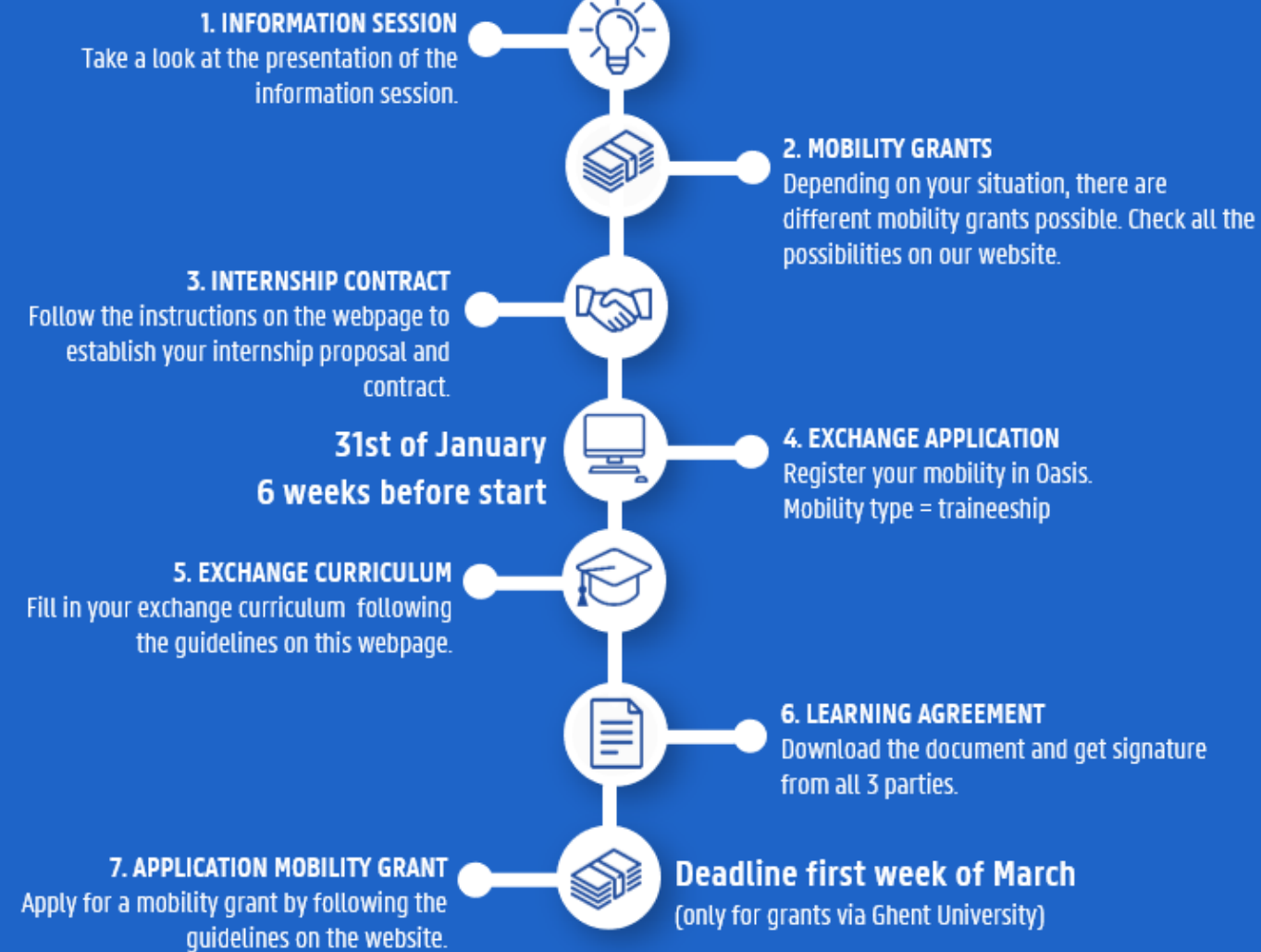
- Only possible during lesson-free periods (most chosen: summer period)

3. Timing of internship defense

- E.g.: internship in summer 2026 → defense in december 2026 → in curriculum for academic year 2026-2027!

TIMELINE EXCHANGE INTERNSHIP

BEFORE DEPARTURE



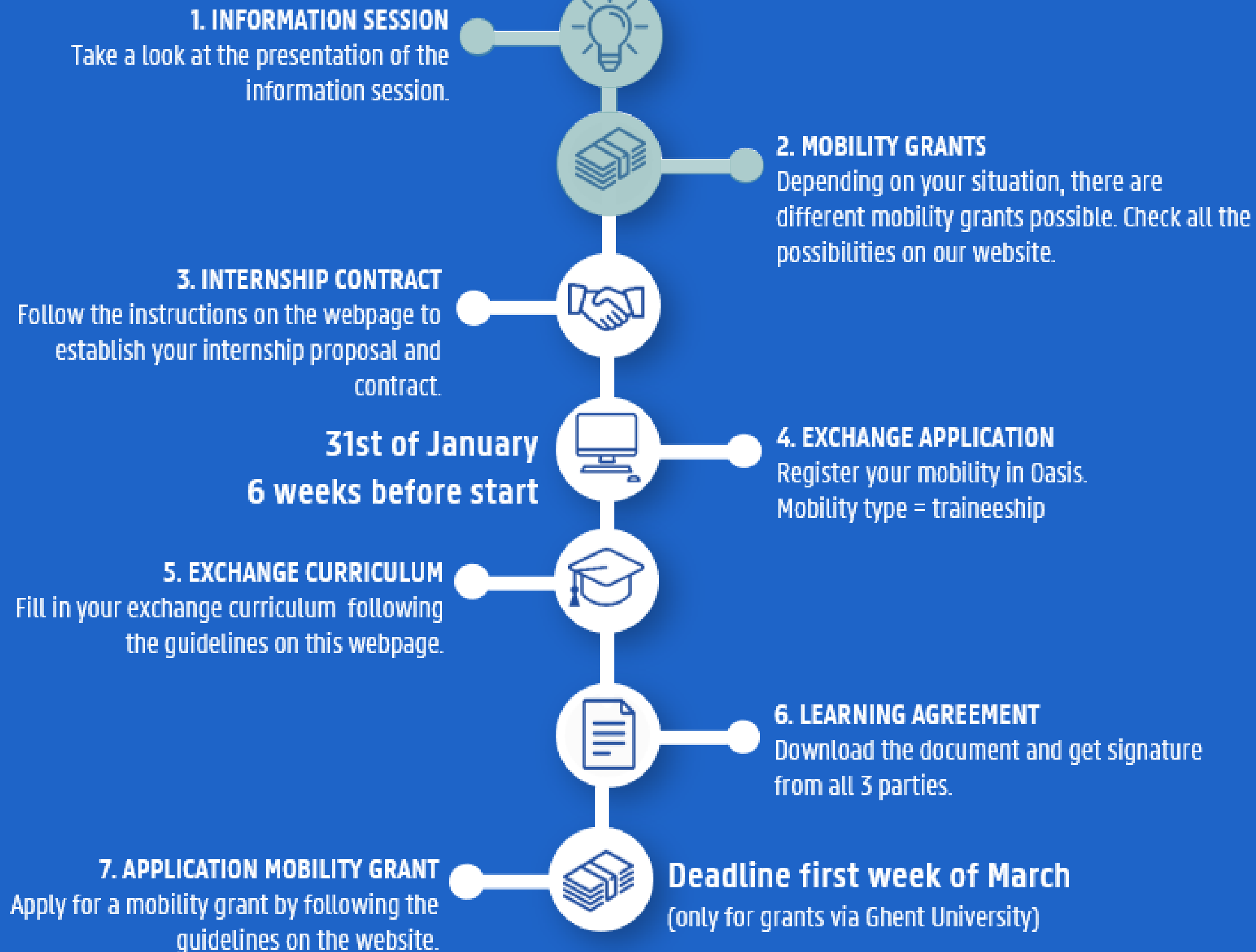
DURING STAY



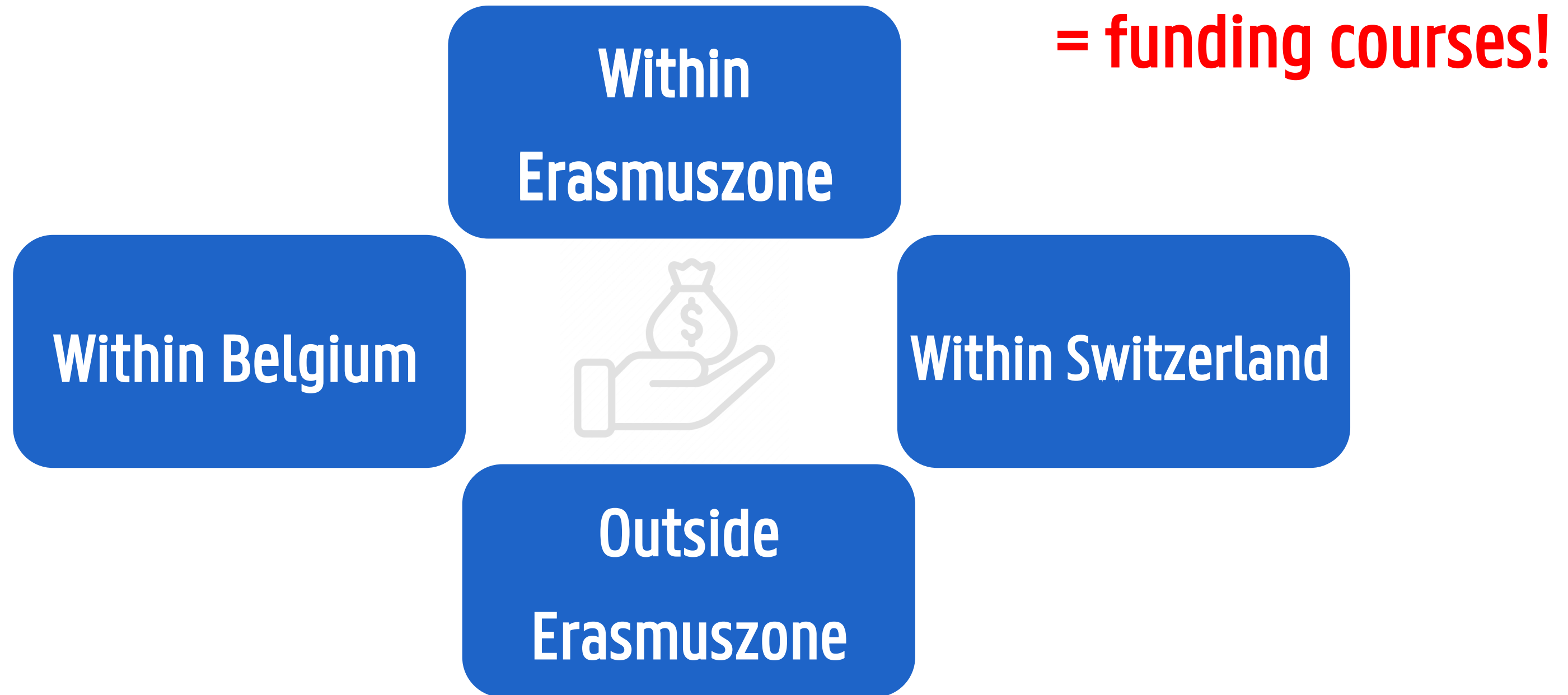
AFTERWARDS



BEFORE DEPARTURE



FINANCIAL SUPPORT



ERASMUS + TRAINEESHIP MONTHLY FEE



GROUP 1

Denmark, Finland, France, Germany, Iceland, Ireland, Italy, Liechtenstein, Luxembourg, Netherlands, Norway, Austria, Sweden

- €569/month for all other students
- €819/month for students with a Flemish scholarship

GROUP 2

Cyprus, Czech Republic, Estonia, Greece, Latvia, Malta, Portugal, Slovakia, Slovenia and Spain.

- €519/month for all other students
- €769/month for students with a Flemish scholarship

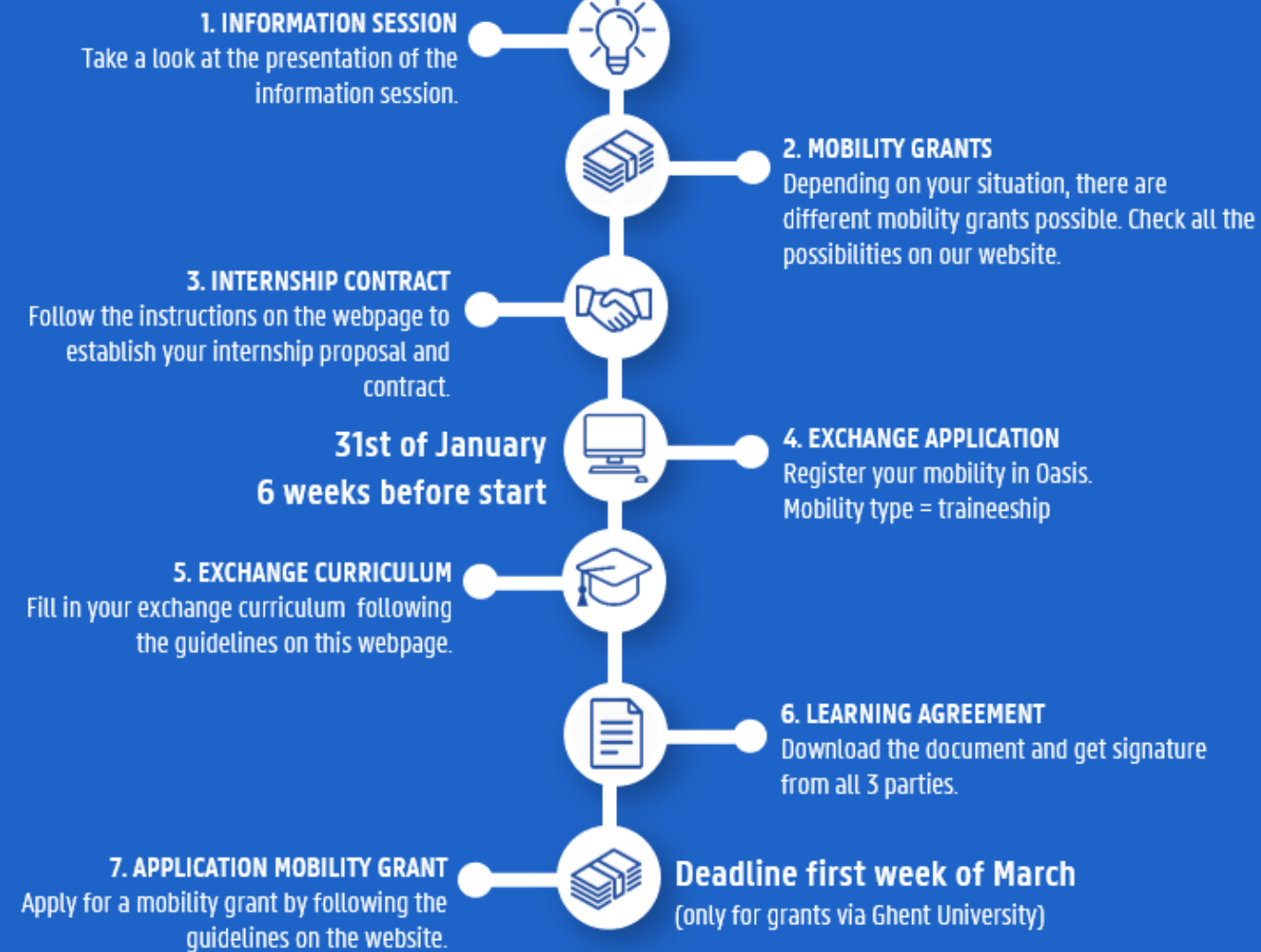
GROUP 3

Bulgaria, Hungary, Croatia, Lithuania, North Macedonia, Poland, Romania, Serbia and Turkey.

- €519/month for all other students
- €769/month for students with a Flemish scholarship

TIMELINE EXCHANGE INTERNSHIP

BEFORE DEPARTURE



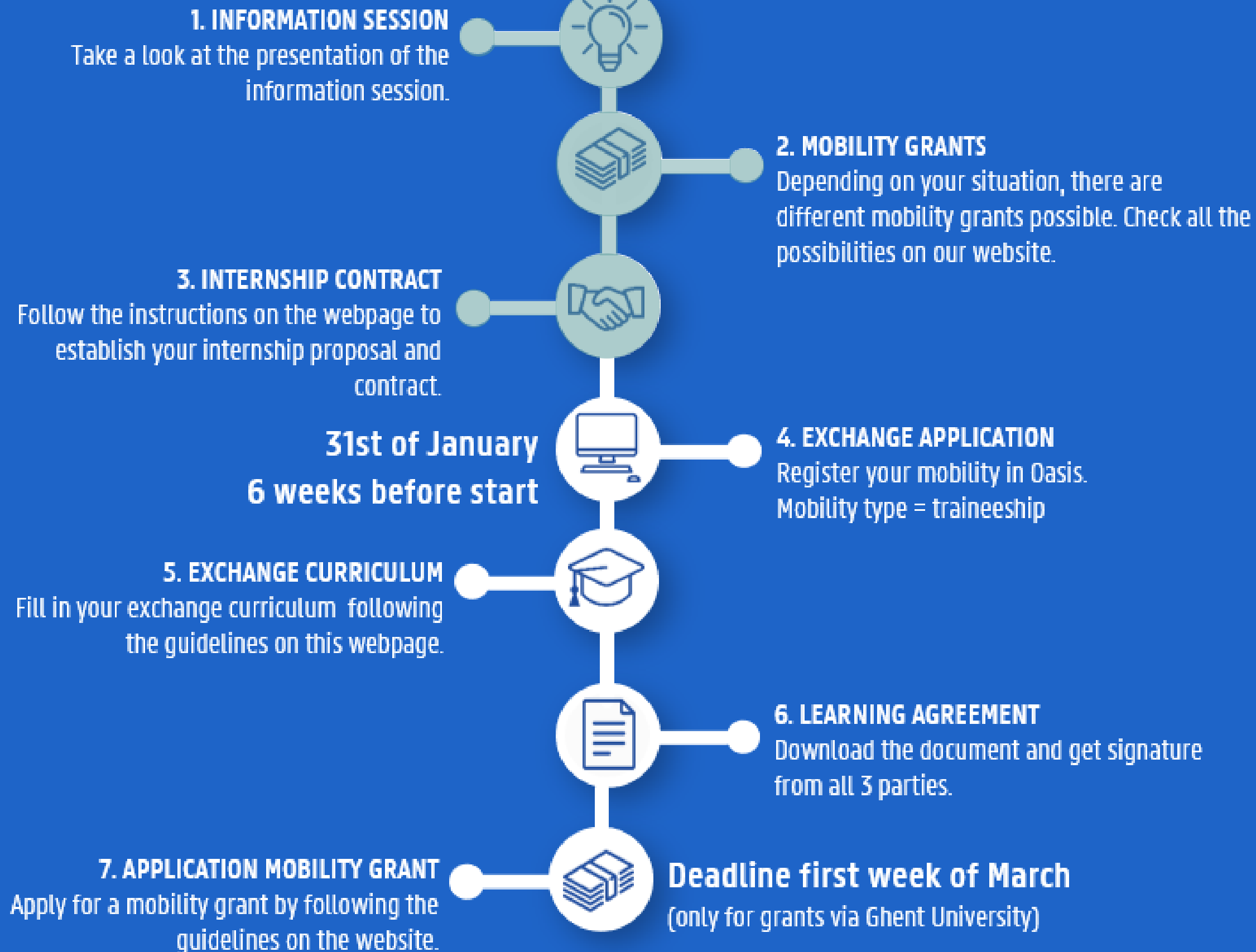
DURING STAY



AFTERWARDS



BEFORE DEPARTURE



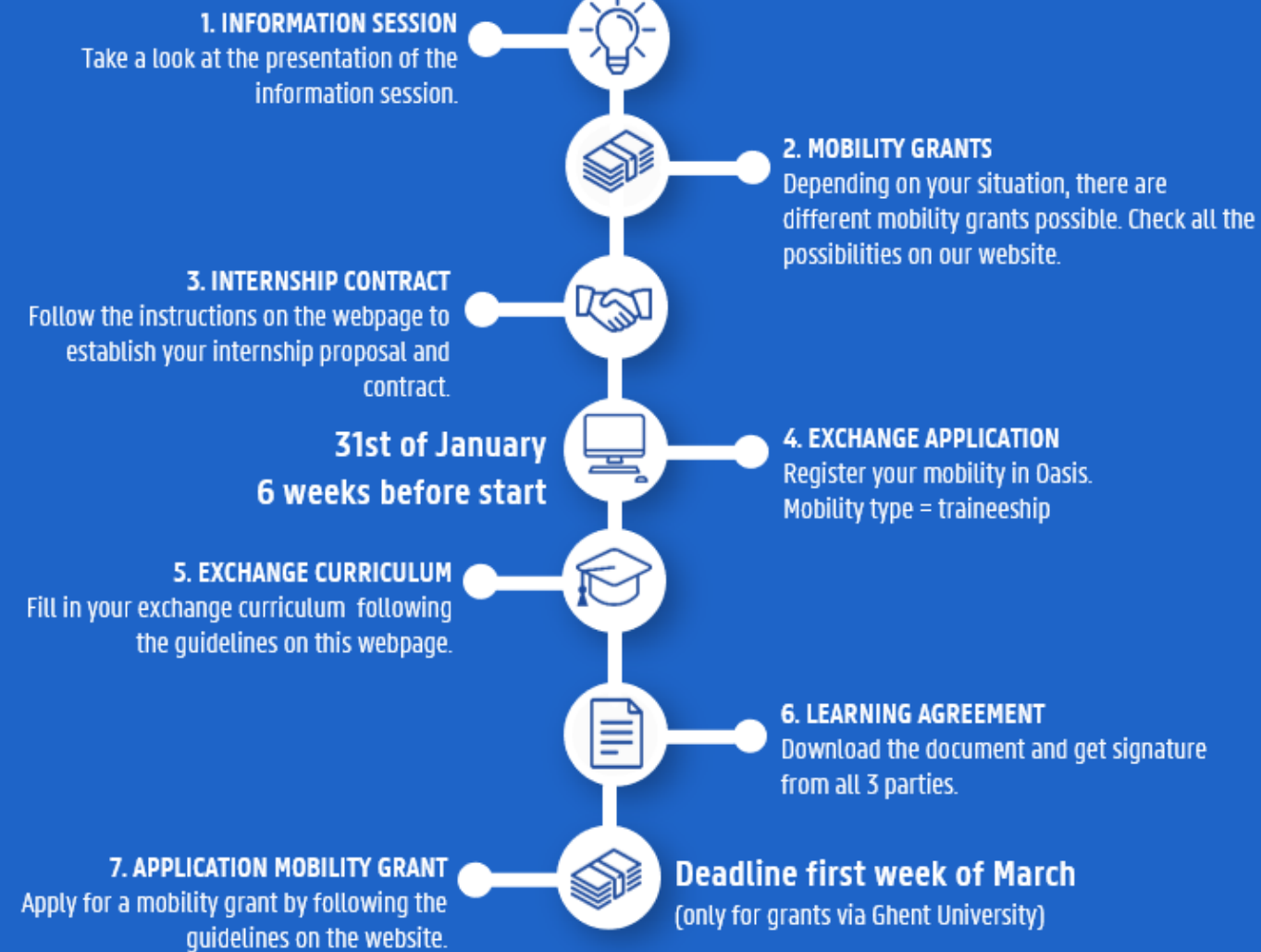
INTERNSHIP CONTRACT

- Internship registration and contract
 - Get the internship approved by your programme
 - Send the approval to out.fbw@ugent.be
 - Complete the administration for the FSA
 - [Campus Coupure](#) (3-4-5)
 - [Campus Schoonmeersen](#) (3-4-5)



TIMELINE EXCHANGE INTERNSHIP

BEFORE DEPARTURE



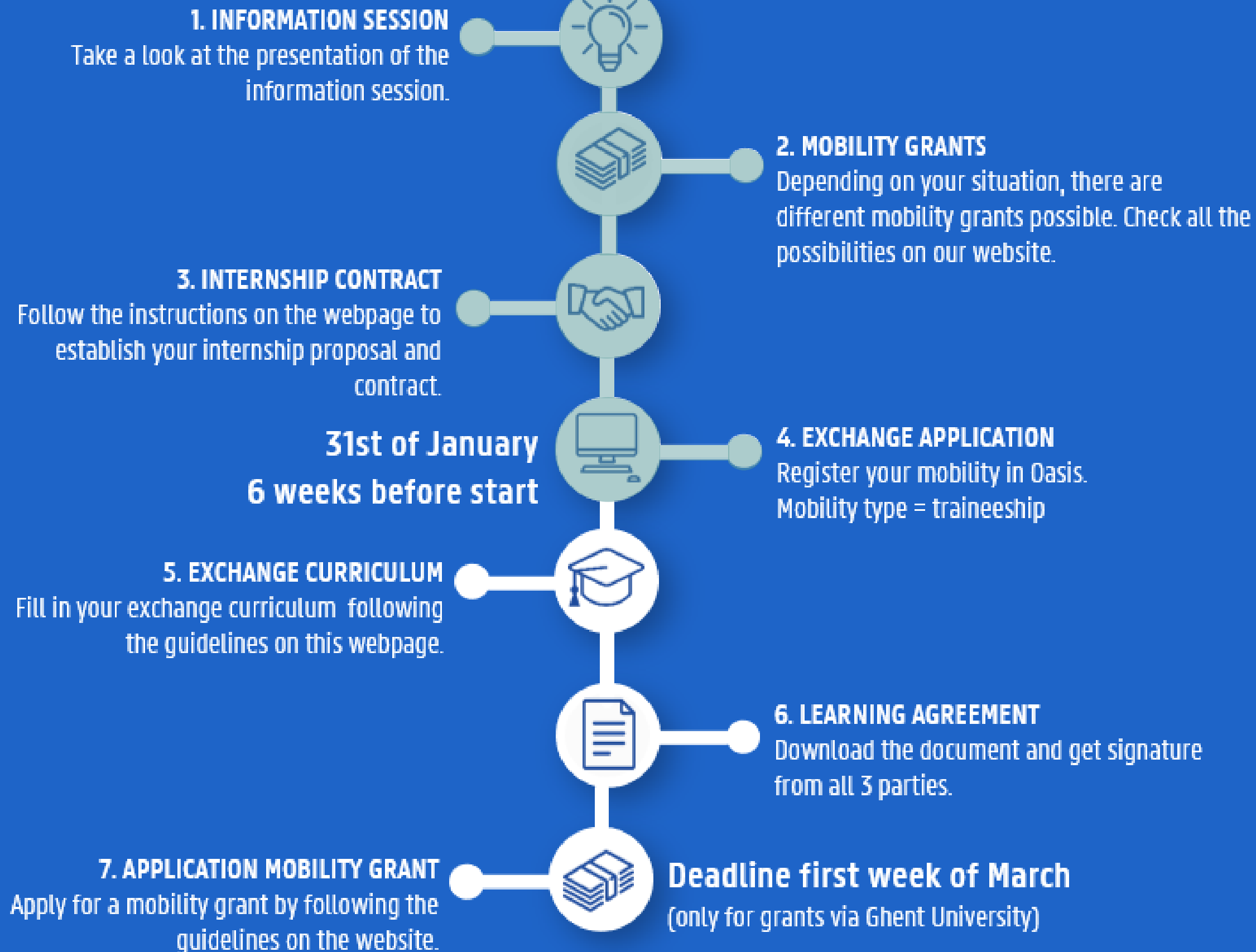
DURING STAY



AFTERWARDS



BEFORE DEPARTURE



EXCHANGE APPLICATION (UWA)

Every exchange needs to be registered in an exchange application
(for insurance, diploma supplement,...)

How?

Via Oasis

From when?

15/11/2025

Deadline exchange
application

31/01/2026 (UGent grant)

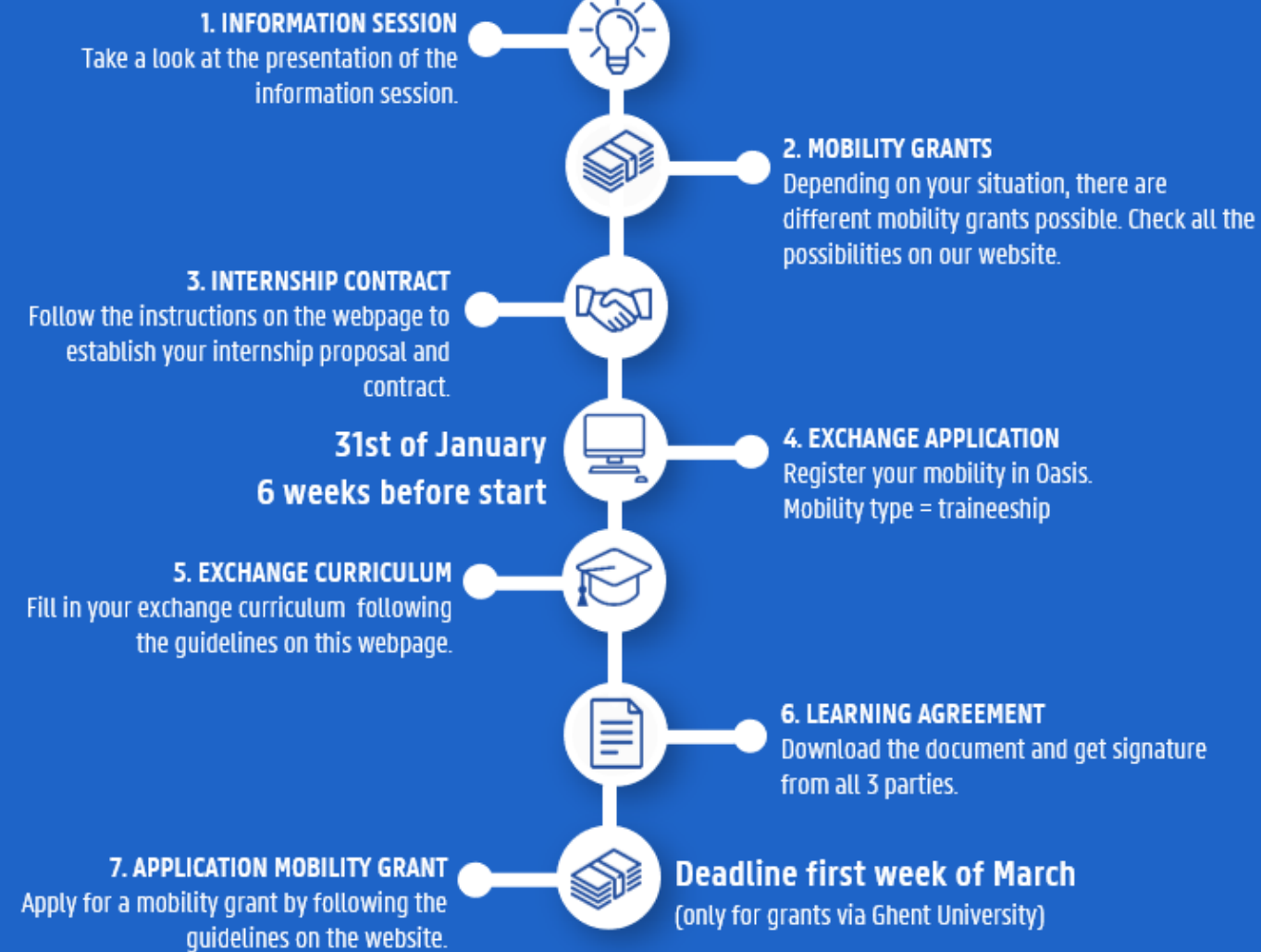
Min. 6 weeks before departure

**Practical information session on making exchange
application: 2 December 2025!**

Announcement Uforasite 'Welcome abroad'

TIMELINE EXCHANGE INTERNSHIP

BEFORE DEPARTURE



DURING STAY



AFTERWARDS



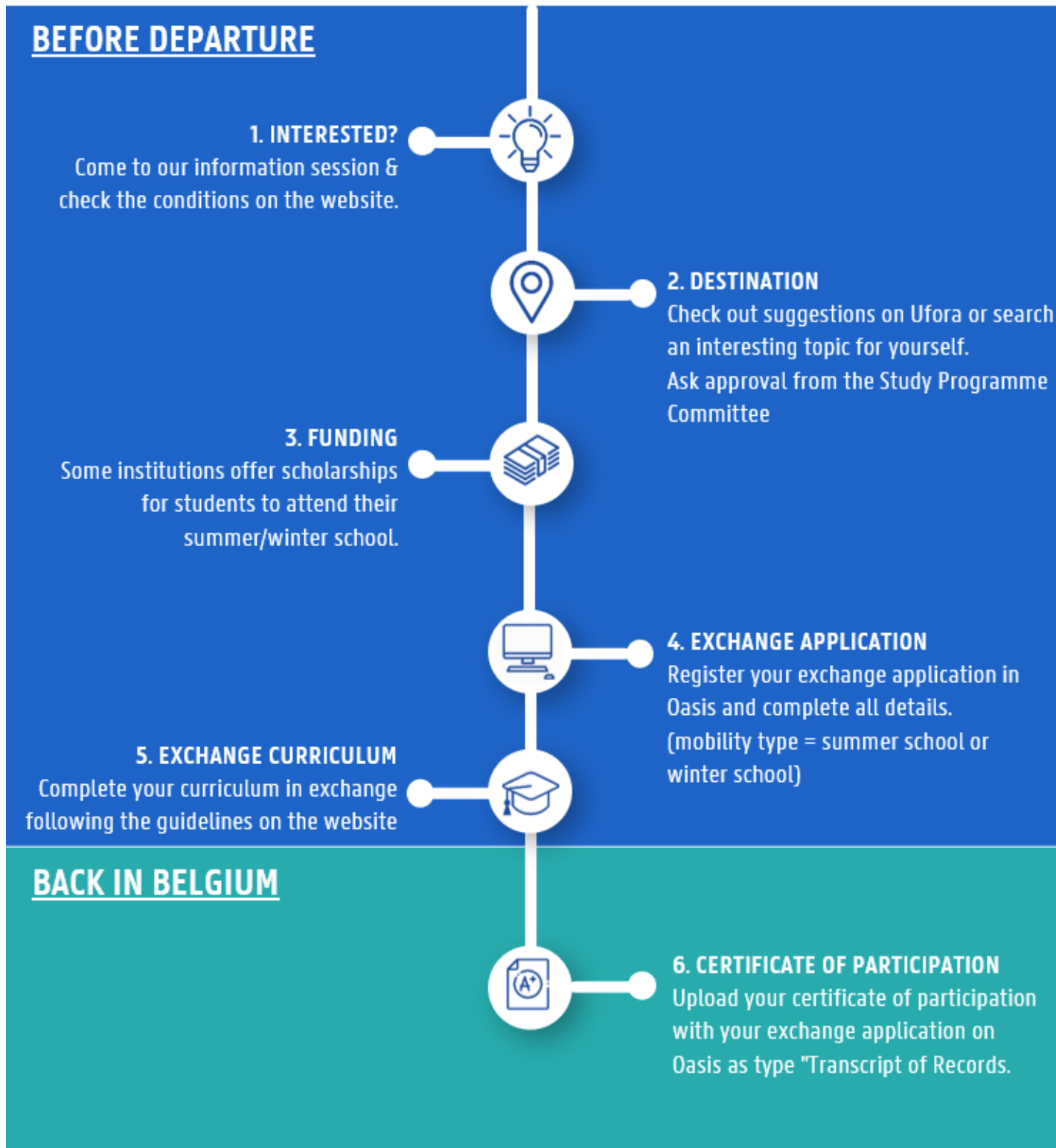


SUMMER SCHOOL AND BIP

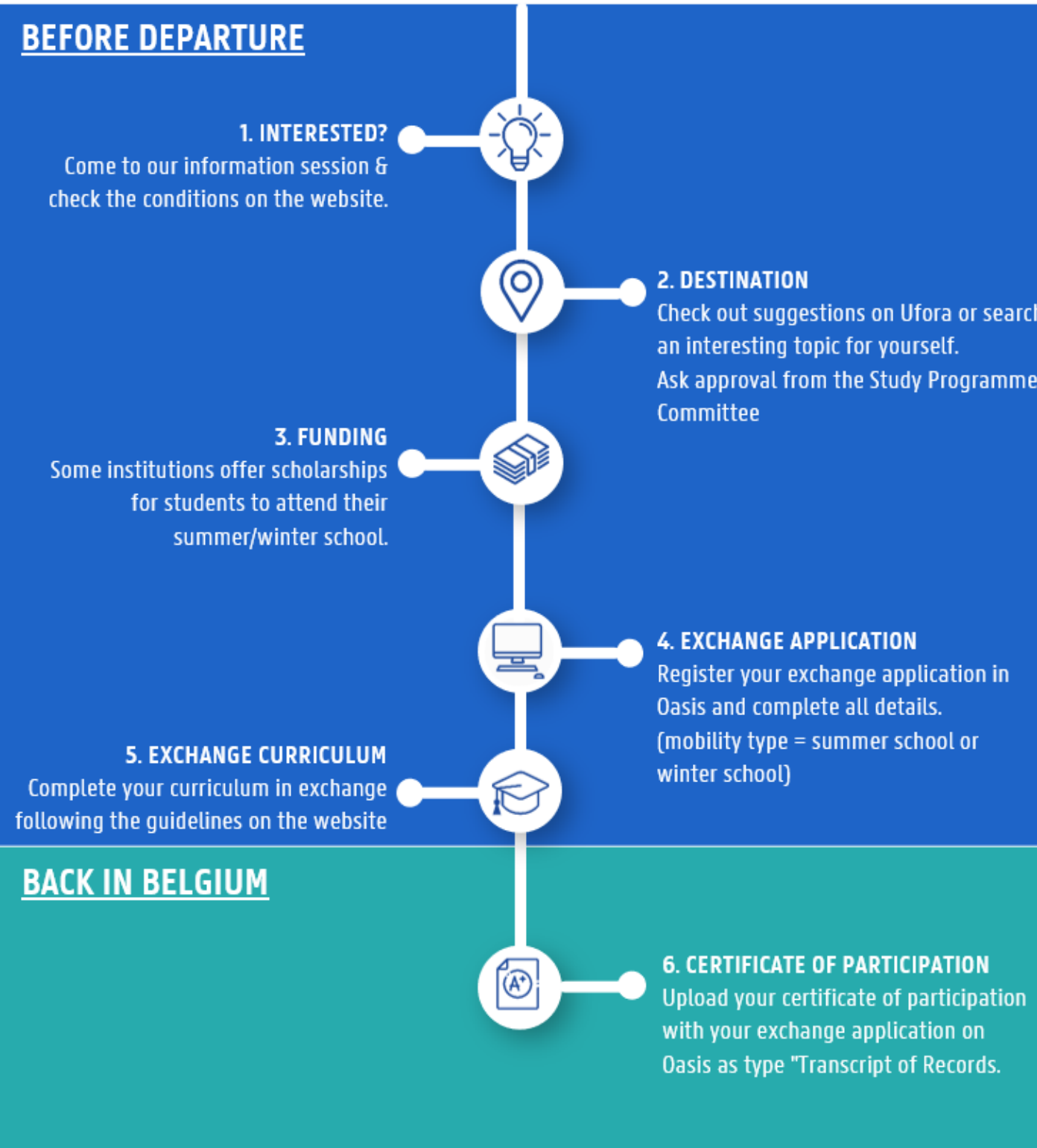
TIMELINE

- All info on procedures and deadlines on [website](#)
- Only when taking it as a part of your curriculum!

TIMELINE EXCHANGE FOR SUMMER/WINTER SCHOOL



TIMELINE EXCHANGE FOR SUMMER/WINTER SCHOOL



BEFORE DEPARTURE

1. INTERESTED?

Come to our information session & check the conditions on the website.



2. DESTINATION

Check out suggestions on Ufora or search an interesting topic for yourself.

Ask approval from the Study Programme Committee

3. FUNDING

Some institutions offer scholarships for students to attend their summer/winter school.



4. EXCHANGE APPLICATION

Register your exchange application in Oasis and complete all details.
(mobility type = summer school or winter school)

5. EXCHANGE CURRICULUM

Complete your curriculum in exchange following the guidelines on the website



SUMMER SCHOOLS AND BIPS

- **What's a summer school?**

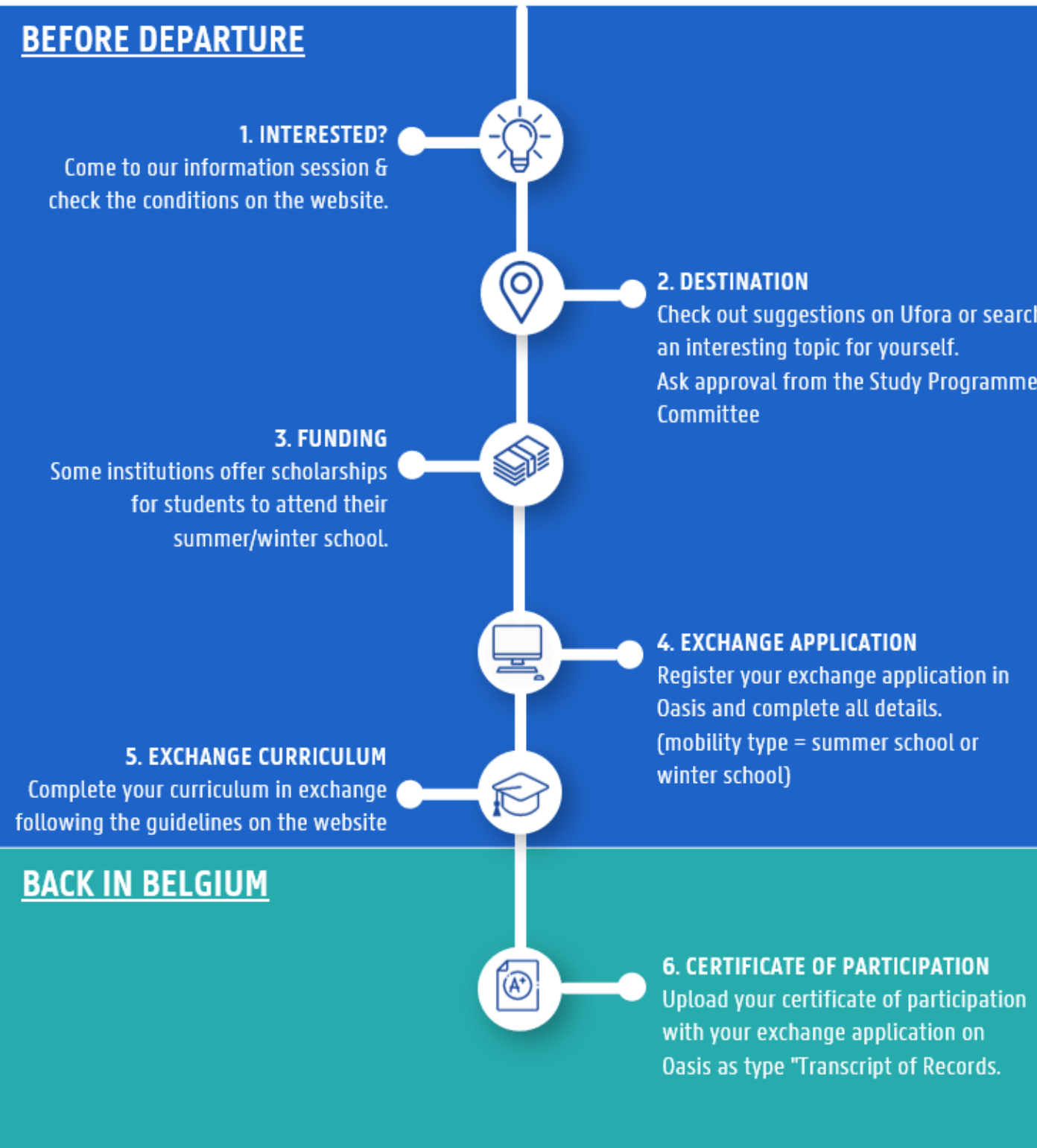
- Short exchange where you follow a FULL course/project/module at partner institution
- As an elective course in curriculum
- Study programme decides for how many credits it counts in curriculum

SUMMER SCHOOLS AND BIPS

- **What's a BIP or Blended Intensive Programme?**

- Programme (course, course unit,module) where you work with students and teachers from different institutions in a blended format (**online and physically**).
- Exchange component : minimum 5 days, maximum 30 days
- Study load: min. 3 credits = ECTS (physical + virtual component together)
 - final decision make by study programme!

TIMELINE EXCHANGE FOR SUMMER/WINTER SCHOOL



BEFORE DEPARTURE

1. INTERESTED?

Come to our information session & check the conditions on the website.



2. DESTINATION

Check out suggestions on Ufora or search an interesting topic for yourself.
Ask approval from the Study Programme Committee



3. FUNDING

Some institutions offer scholarships for students to attend their summer/winter school.



4. EXCHANGE APPLICATION

Register your exchange application in Oasis and complete all details.
(mobility type = summer school or winter school)



5. EXCHANGE CURRICULUM

Complete your curriculum in exchange following the guidelines on the website



SUMMER SCHOOLS AND BIPS – HOW TO FIND ONE?

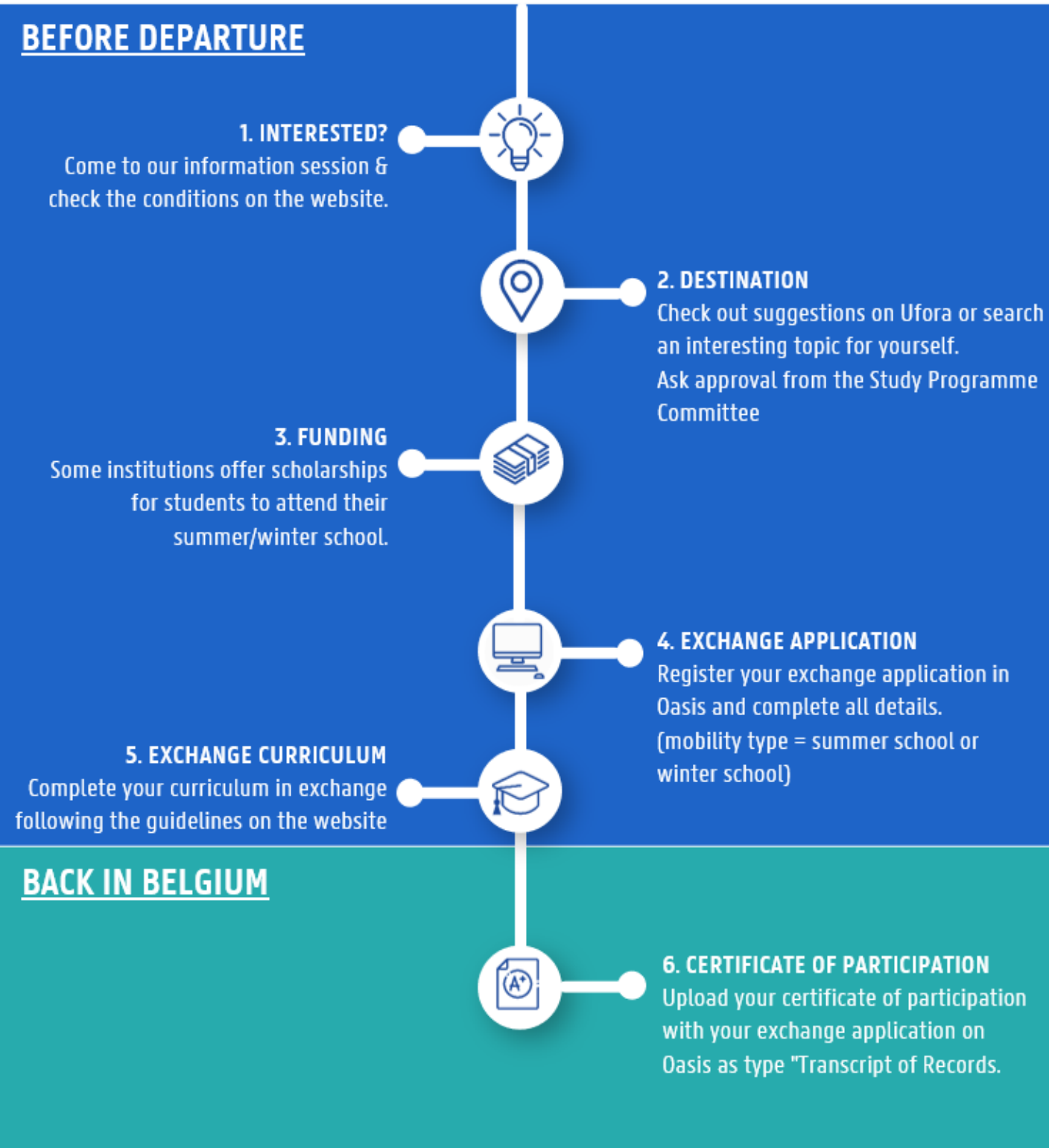
1. Announcements on [UFORA](#) page of your program
2. Through contact person internationalisation and/or teachers
3. Free to look for one yourself! ([ENLIGHT](#))

SUMMER SCHOOLS AND BIPS – KEEP IN MIND..

- **Keep the following in mind:**

- You can only validate a summer school / BIP as an elective **during your master program**
- You can only go on an exchange during **lesson-free periods** (check your [academic calendar](#)).

TIMELINE EXCHANGE FOR SUMMER/WINTER SCHOOL



BEFORE DEPARTURE

1. INTERESTED?

Come to our information session & check the conditions on the website.



2. DESTINATION

Check out suggestions on Ufora or search an interesting topic for yourself.
Ask approval from the Study Programme Committee



3. FUNDING

Some institutions offer scholarships for students to attend their summer/winter school.



4. EXCHANGE APPLICATION

Register your exchange application in Oasis and complete all details.
(mobility type = summer school or winter school)



5. EXCHANGE CURRICULUM

Complete your curriculum in exchange following the guidelines on the website



FINANCIAL SUPPORT – SUMMER SCHOOLS

- Sometimes offered by partner institution (depends)
- Financial support from our Faculty:
 - Budget available for small number of students
 - Apply by mailing motivation, info regarding summer school and budget estimation to out.fbw@ugent.be

Deadline: 15 April 2026

Reminder on Uforasite Welcome Abroad

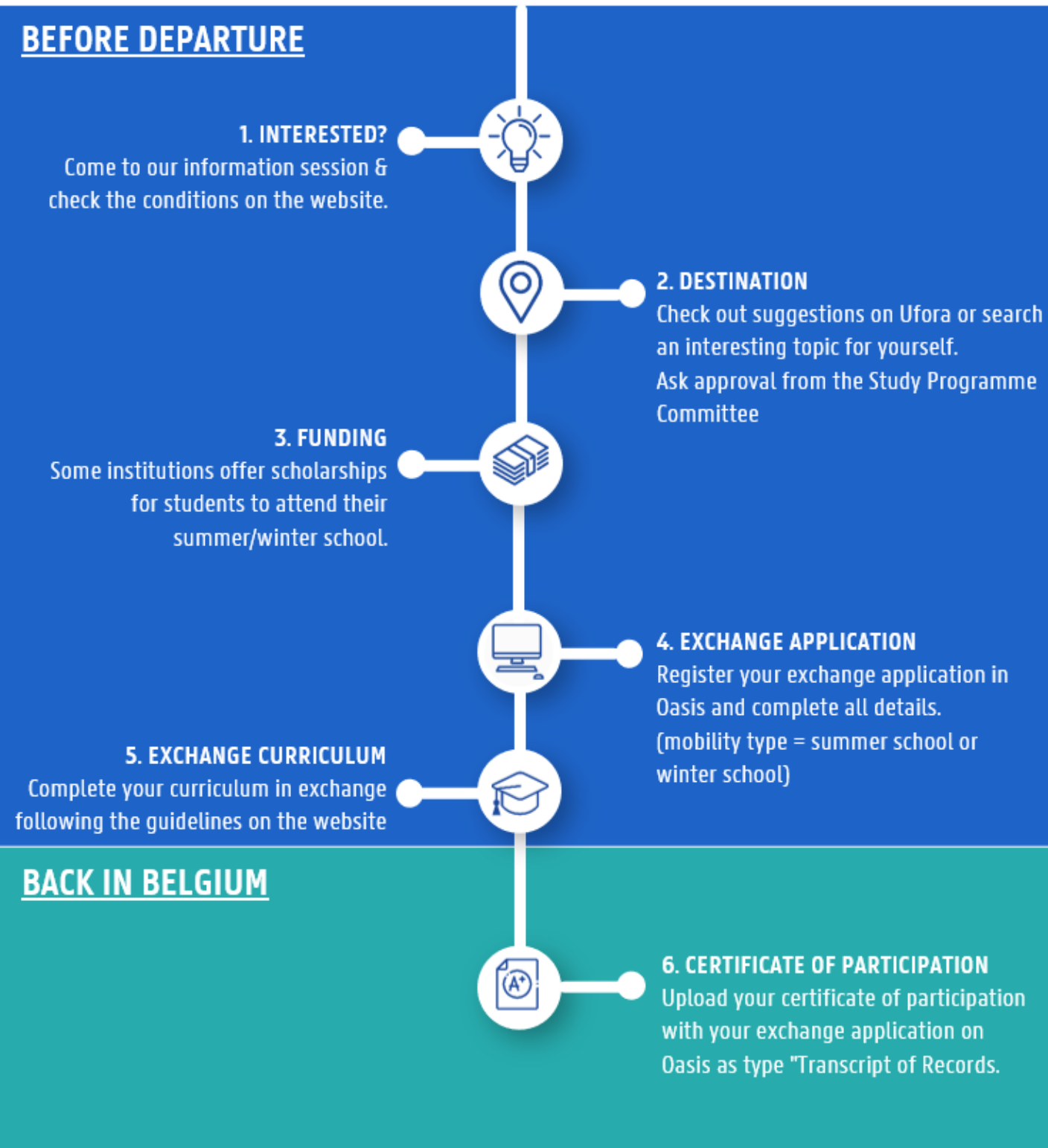


FINANCIAL SUPPORT – BIPS

- Erasmus+ grant options:

- Exchanges for **5-14 days** → **€70/day** (student grant/work student: top up of €100)
- Exchanges for **15-30 days** → **€50/day** (student grant/work student: top up of €150)
 - Day before and after exchange are covered by this grant (don't need to register in Oasis)

TIMELINE EXCHANGE FOR SUMMER/WINTER SCHOOL



BEFORE DEPARTURE

1. INTERESTED?

Come to our information session & check the conditions on the website.



2. DESTINATION

Check out suggestions on Ufora or search an interesting topic for yourself.
Ask approval from the Study Programme Committee



3. FUNDING

Some institutions offer scholarships for students to attend their summer/winter school.



4. EXCHANGE APPLICATION

Register your exchange application in Oasis and complete all details.
(mobility type = summer school or winter school)



5. EXCHANGE CURRICULUM

Complete your curriculum in exchange following the guidelines on the website



EXCHANGE APPLICATION (UWA)

**Every exchange needs to be registered in an exchange application
(for insurance, diploma supplement,...)**

How?

Via Oasis

From when?

15/11/2025

Deadline exchange
application

Min. 6 weeks before departure



PRACTICAL TIPS

ACCOMMODATION

- Not arranged by Ghent University
- Often arranged by partner (bv. Student homes)
- Private market

→ **Start your search in time!**



INSURANCE

- Health insurance
- [Accidental insurance](#)
- [Civil liability insurance](#)
- [Travel insurance](#)

Check own fund
via UGent
via UGent
via UGent

!! Also think about possible [extra](#) insurance

Questions? verzekeringen@ugent.be



SAFETY AND HEALTH

- **Health**

- [Web page FOD Foreign affairs](#)
- [Travel clinic UZ Gent](#)

- **Safety**

- [Reis wijs](#): brochure Foreign Affairs Belgium
- [Travellersonline](#): Register your exchange abroad
- Ghent University, actueel@ugent.be

!!! Do not purchase anything (for example plane tickets)
before Team Actueel gives you approval to go on exchange !!!



TRAVEL POLICY STUDENTS

In addition to an academic and administrative permit, students must also obtain a final travel permit after a check of the (security) situation in the country/region of destination. It looks at:



The overall safety situation (e.g. political situation, civil unrest, etc.)



The general health situation (e.g. Ebola, COVID-19,...)



Measures or events, resulting in major restrictions on freedom of movement (e.g. prolonged general strikes, lockdown, etc.)




Access to a particular country/territory



The academic on-campus offer at partner institutions/internships (e.g. online classes only, university strikes, etc.)


TRAVEL POLICY STUDENTS

3 possibilities:




You are not allowed to leave

eg. To Russia, Rwanda, Cuba,
Ecuador



The situation may be unsafe = further action
needed

eg. To South-Africa



You're allowed to leave

eg. To France

TRAVEL POLICY FOR STUDENTS AT GHENT UNIVERSITY


The security situation in a country can be unstable (for a short or longer period of time).

Therefore, be sure to check the travel advice of your Ministry of Foreign Affairs. Be sure to check the LGBTQ+ policy on site if it applies to you.

These formulations, among others, should already set off alarm bells: "security context volatile", "increased vigilance required", "non-essential travel discouraged". Ask yourself whether it is necessary to go to that destination on exchange or internship. If not, choose a safer destination now.

If so, prepare yourself well. Be sure to have a plan B up your sleeve.

TRAVEL POLICY FOR STUDENTS AT GHENT UNIVERSITY




- The situation may be unsafe = further action needed**

- Your study programme must demonstrate that the exchange/traineeship is necessary in that country/region

- You must complete a Travel Risk Analysis Form 1 to 2 months before departure

TRAVEL POLICY FOR STUDENTS AT GHENT UNIVERSITY



The situation may be unsafe = further action needed

Advice October 2025:

Bolivia, Brazil, DR Congo (Kisangani), Egypt, Philippines, Ghana, Indonesia, India, Kenya, Cameroon, Mexico, Mozambique, Nepal, Uganda, Peru, Senegal, Tanzania, Thailand and South Africa.


Exchange ↔ Sustainability

Make it Count!

FINANCIAL SUPPORT

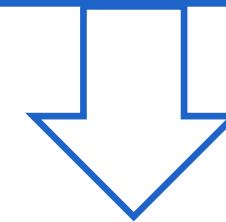


Traveling in a sustainable way?



Apply for Green Travel grant

How can I travel a sustainable way?



[Check this UGhent site!](#)

FLiXBUS

 **railcc**

 **trainline**

 **ComparaBUS**

The Man in Seat 61
www.seat61.com

erasmusbytrain

treeecological

PITCH CZECH PARTNERS


1. **Mendel University in Brno**

Exchange for courses: possible for students of IMBONA

2. **Czech University of Life Sciences Prague**

Exchange for courses: possible for students IMLWKL & IMLAND



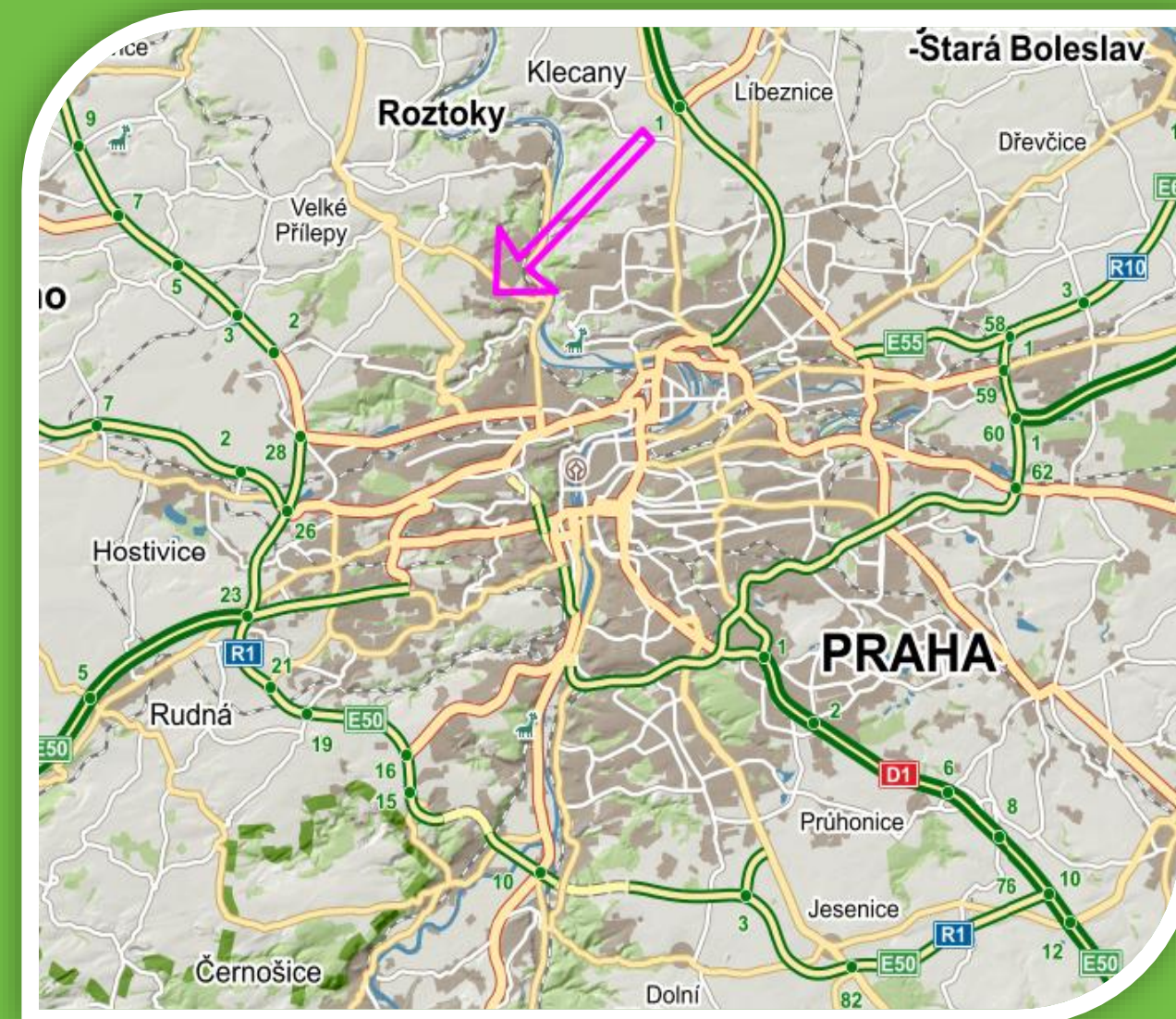
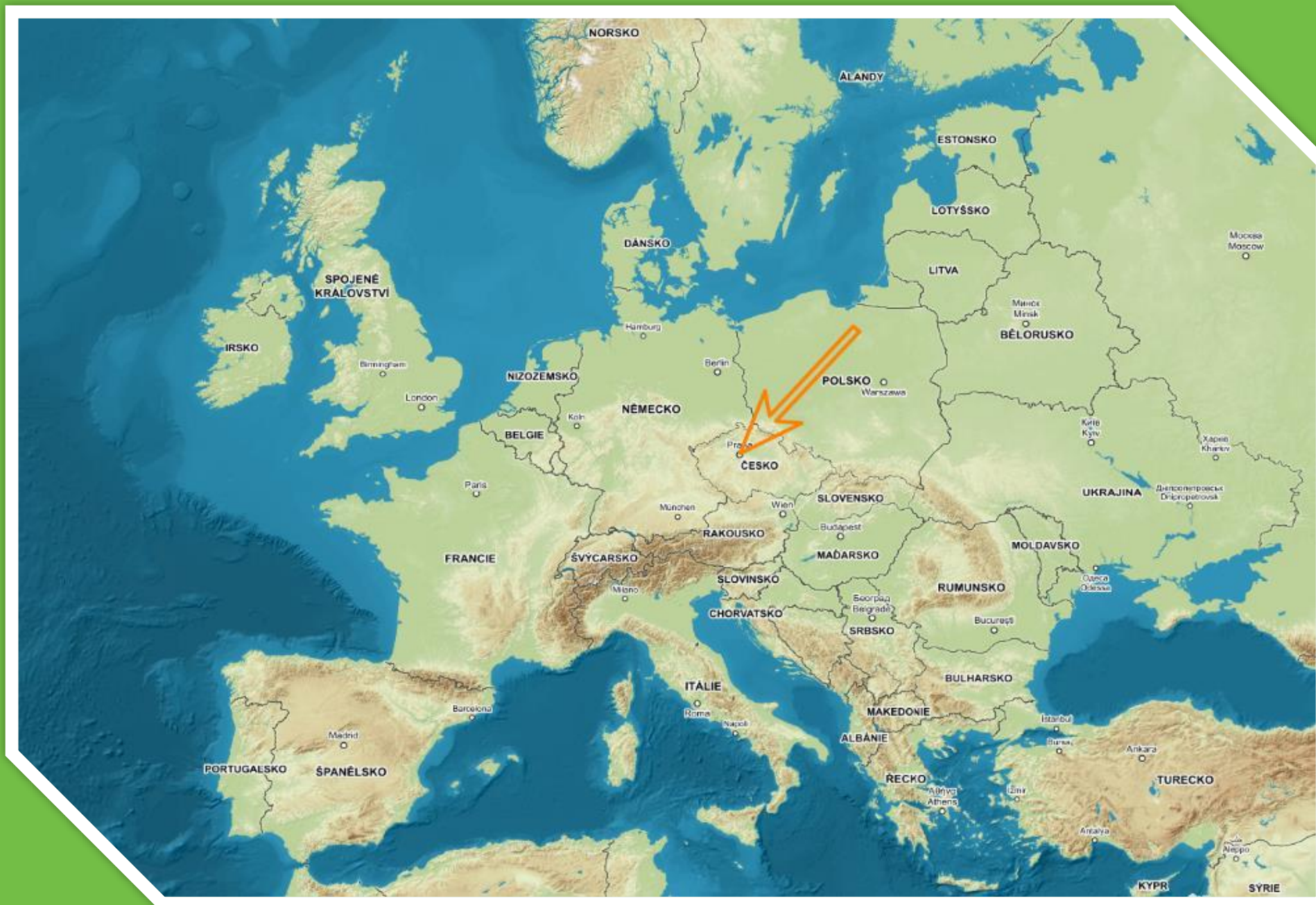




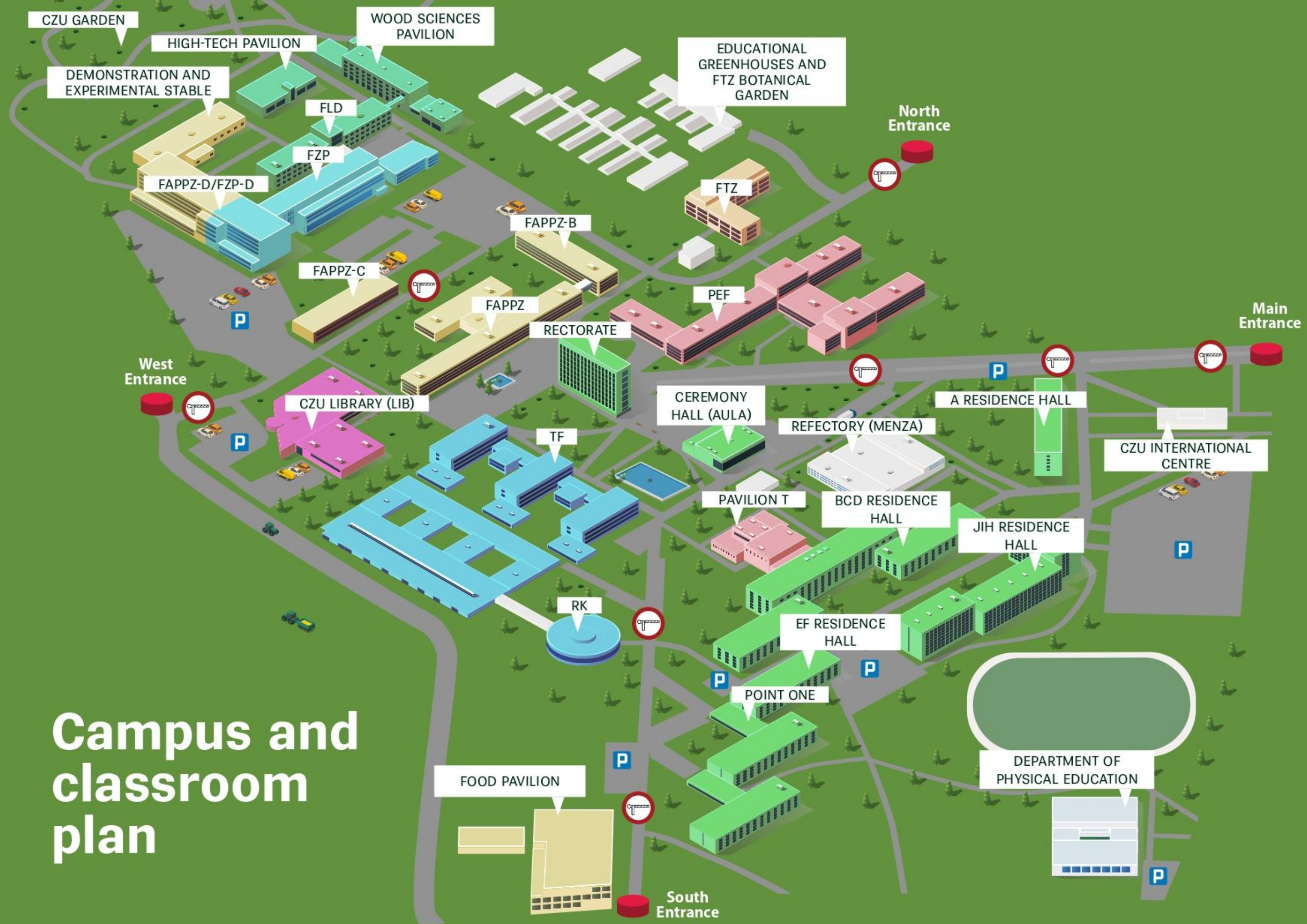
Czech University of Life Sciences Prague

Marek Šedivý
External Relations Division





Campus and classroom plan



ABOUT CZU

Since **1906**

THE LARGEST LIFE SCIENCE university in Czechia and the **2nd** largest university in Prague


6 FACULTIES AND **1** INSTITUTE

19 000 students

25 % of students are INTERNATIONAL (around 4 500) + 1 000 exchange

ALL IN **ONE** PLACE on an American-styled campus

1st in SUSTAINABLE CAMPUS in Czechia, according to UI Green Metric
World University Ranking 2024



ERASMUS STAY AT CZU

- Most of all subjects taught in English available for Erasmus students
- Erasmus students are part of the class with degree students



Erasmus info



Erasmus subjects



Mobility Fair - @ Agora