

ITINERARY TO GHENT UNIVERSITY, HYDRAULICS LABORATORY, BY PUBLIC TRANSPORT

Railway station Gent-Sint-Pieters

Take the main exit in Gent-Sint-Pieters (=Koningin Maria-Hendrikaplein) and turn to the left.
(The tram which stops in front of the station goes a different direction.)

Take the tram on **platform 2** (“naar centrum”): **tram number 1** direction Wondelgem or Evergem.

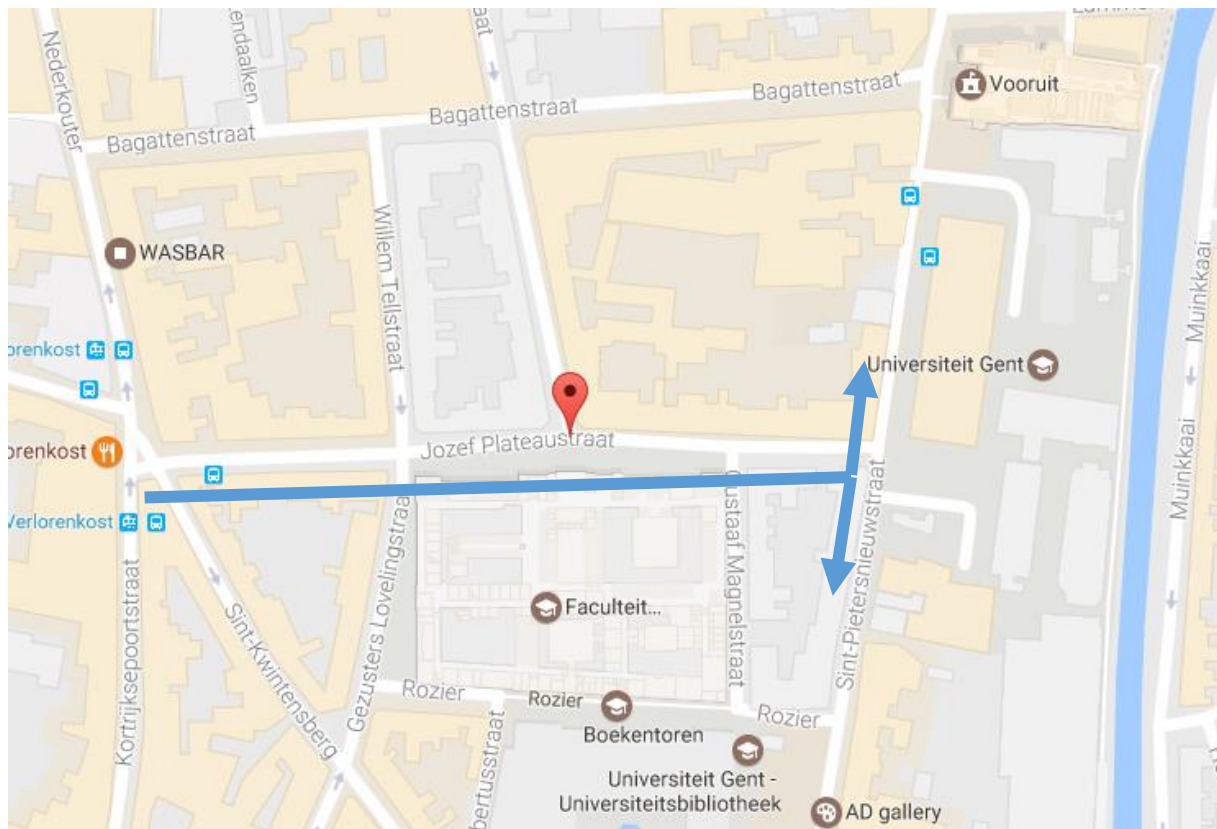
Tram stop Verlorenkost

Leave the tram at the fourth tram stop Verlorenkost.

(The intermediate tram stops are Van Monckhovenstraat, Van Nassastraat and Veergrep.)

Turn to the right and step straight ahead (Jozef Plateaustraat) until the end.

Ghent University, campus UFO, is in front of you (Sint-Pietersnieuwstraat).



During the renovation works at the Technicum, there are two possible directions to the Hydraulics Laboratory:


1. Via the Hoveniersberg (turn to the right)
2. Via the carpark of the Rectorate buildings (turn to the left)

1. Directions via Hoveniersberg

Take the Hoveniersberg (street of Sint-Pietersnieuwstraat, between Kilroy Belgium and Rode Kruis) and follow the steps to the Voetweg. Turn to the left until entrance C. Take the stairs: the main entrance of the Hydraulics Laboratory (block 5) is on your left hand side.



Picture description via Hoveniersberg:






Ghent University
Hydraulics Laboratory
Sint-Pietersnieuwstraat 41
Block 5
B - 9000 Ghent
Phone Secretariat: +32 9 264 32 81

2. Directions through the carpark of the Rectorate buildings

Walk to the carpark of the Rectorate buildings (Sint-Pietersnieuwstraat 25). Take the stairs all the way down. Turn to the right at the exit of the underground carpark. Take the first road on your right hand side (entrances D and E). The Hydraulics Laboratory is in front of you and accessible via the staircase.



Picture description through the carpark of het Rectorate buildings:



ITINERARY TO GHENT UNIVERSITY, HYDRAULICS LABORATORY, BY CAR

P10 – CAR PARKING SINT-PIETERSPLEIN

From Antwerp, Brussels, Ostend, Kortrijk (E40, E17) :
follow the 'Gent Centrum' exit, then follow the 'Alle Richtingen' sign,
turn to the left at the traffic lights (under the bridge),
follow the 'stadsring' up to the third traffic light,
turn to the right and follow the 'Kunstlaan' until the end.

You may not cross Sint-Pietersplein anymore, but you can still enter the car parking.
Walk to the Hydraulics Laboratory via the Sint-Pietersnieuwstraat and the Hoveniersberg
(description above).

