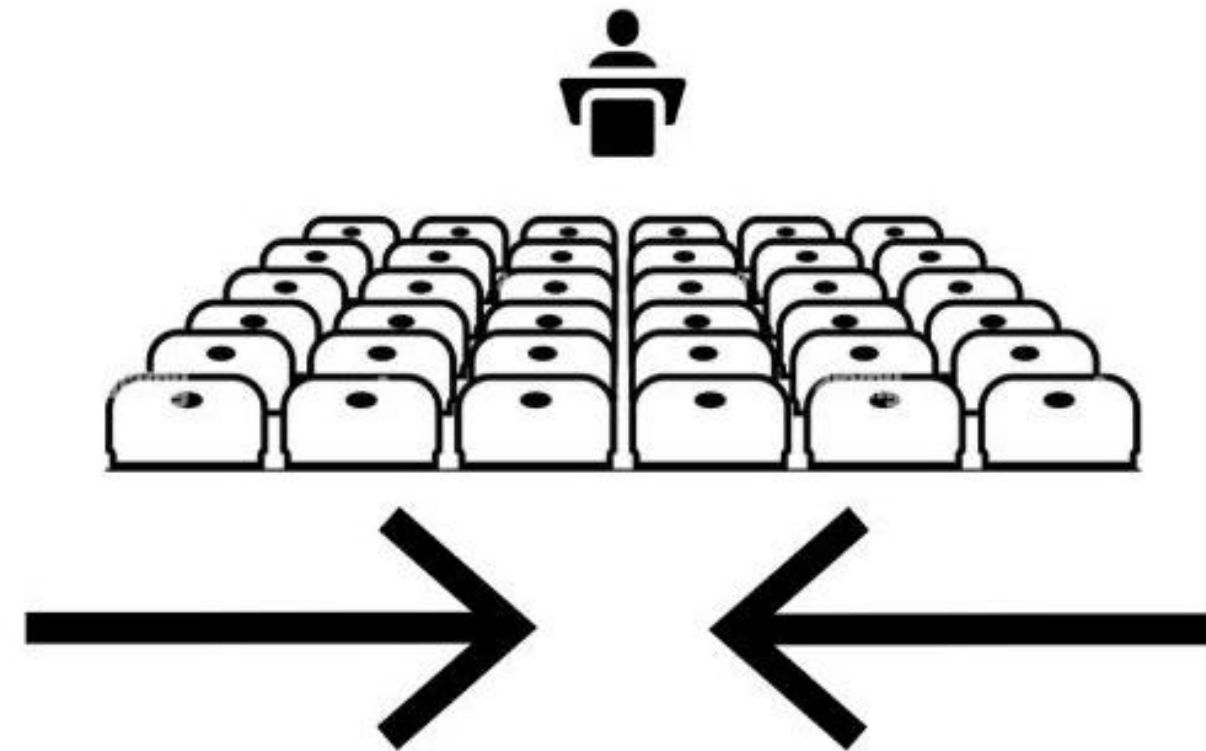


**BE MINDFUL, TAKE A SEAT
IN THE MIDDLE OF THE ROW**

AVOID OVERCROWDING AT THE ENDS

KEEP THESE SEATS FOR LATECOMERS!



Thank you!



FEEL AT
HOME | GHENT
UNIVERSITY

DEPARTMENT OF STUDENT FACILITIES
HOUSING OFFICE

WELCOME TO ALL NEW RESIDENTS!



PROGRAM

- Arrival: to do's!
- Internal Rules and Regulations
- Safety
- Living in a University Hall
- Homecouncil

ARRIVAL: TO DO'S



DID YOU READ....



ROOM INVENTORY



- = state of your room
 - Fill it out within 1 week after check-out (online)
 - Be thorough
 - Something isn't functioning? Stains? Mention it.
 - End of your stay -> check your room using this inventory
 - Price list for damages

ROOM INVENTORY



– Mentioned on the room inventory **≠ request to repair**

→ Need something fixed?

ALSO request it through **homeserve.ugent.be**

RENT & PAYMENT



- Monthly invoice
 - By email
 - Do not pay without an invoice
 - Check your payment status on oasis.ugent.be
- ~~Deposit~~



8.1 From **11 p.m. onwards**, complete silence must be observed in the entire building. ... During official examination periods, silence must be observed during the daytime as well.

SILENCE





After 11 pm



After 11 pm

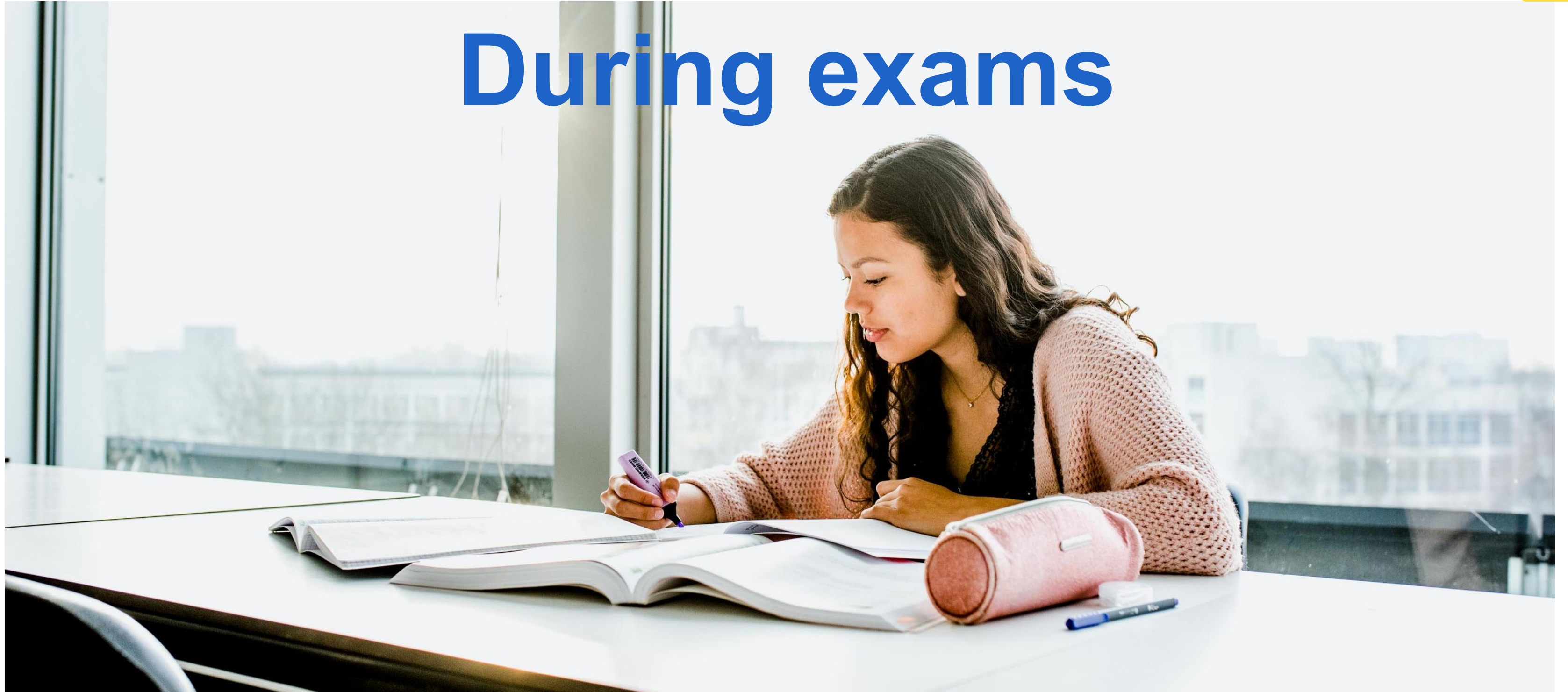


AFTER 11 PM?

→ continue your meeting elsewhere



During exams





Violation

- home university is informed
- possible expulsion

SAFETY

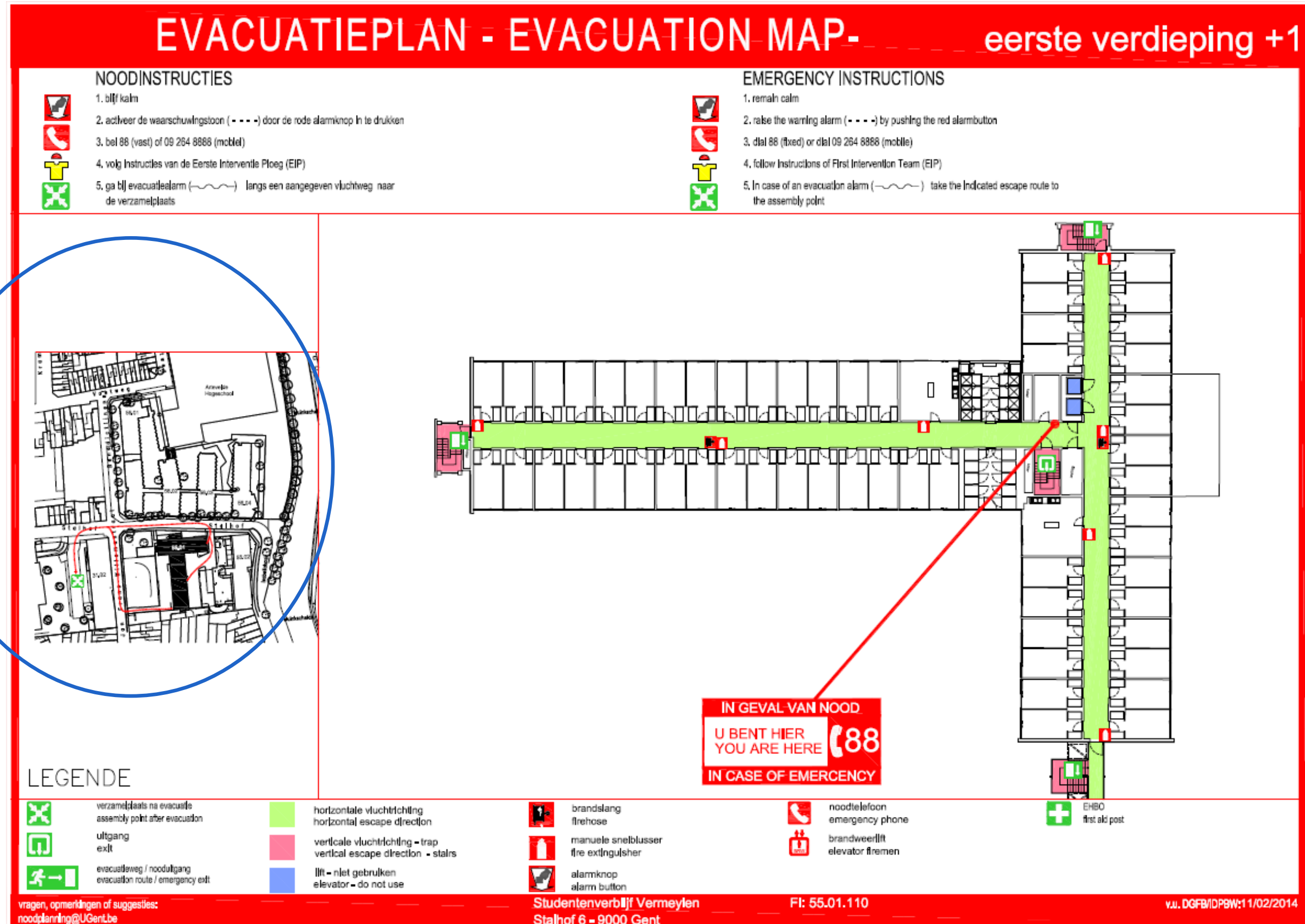
IN CASE OF AN EMERGENCY



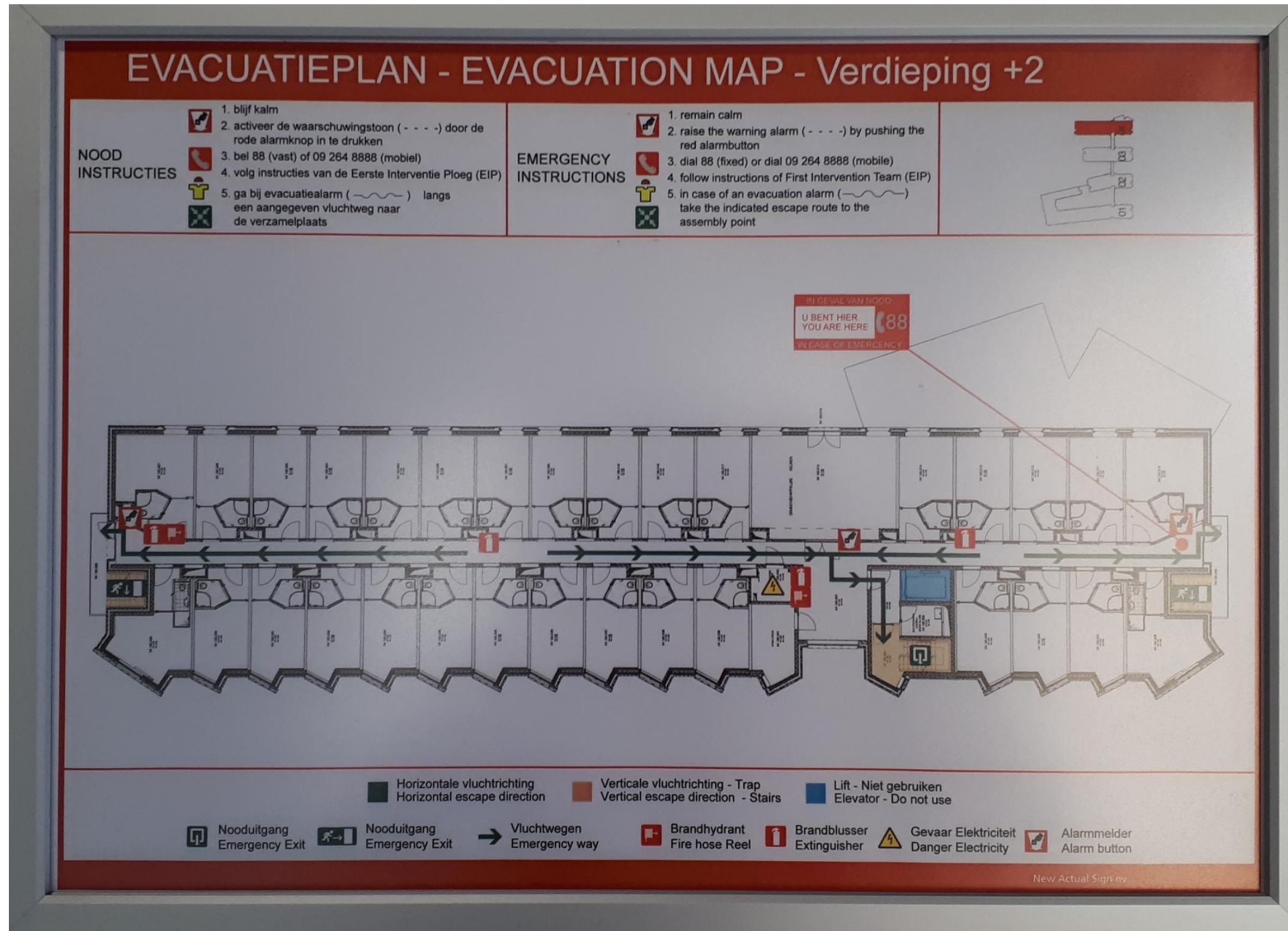
In case of emergency...



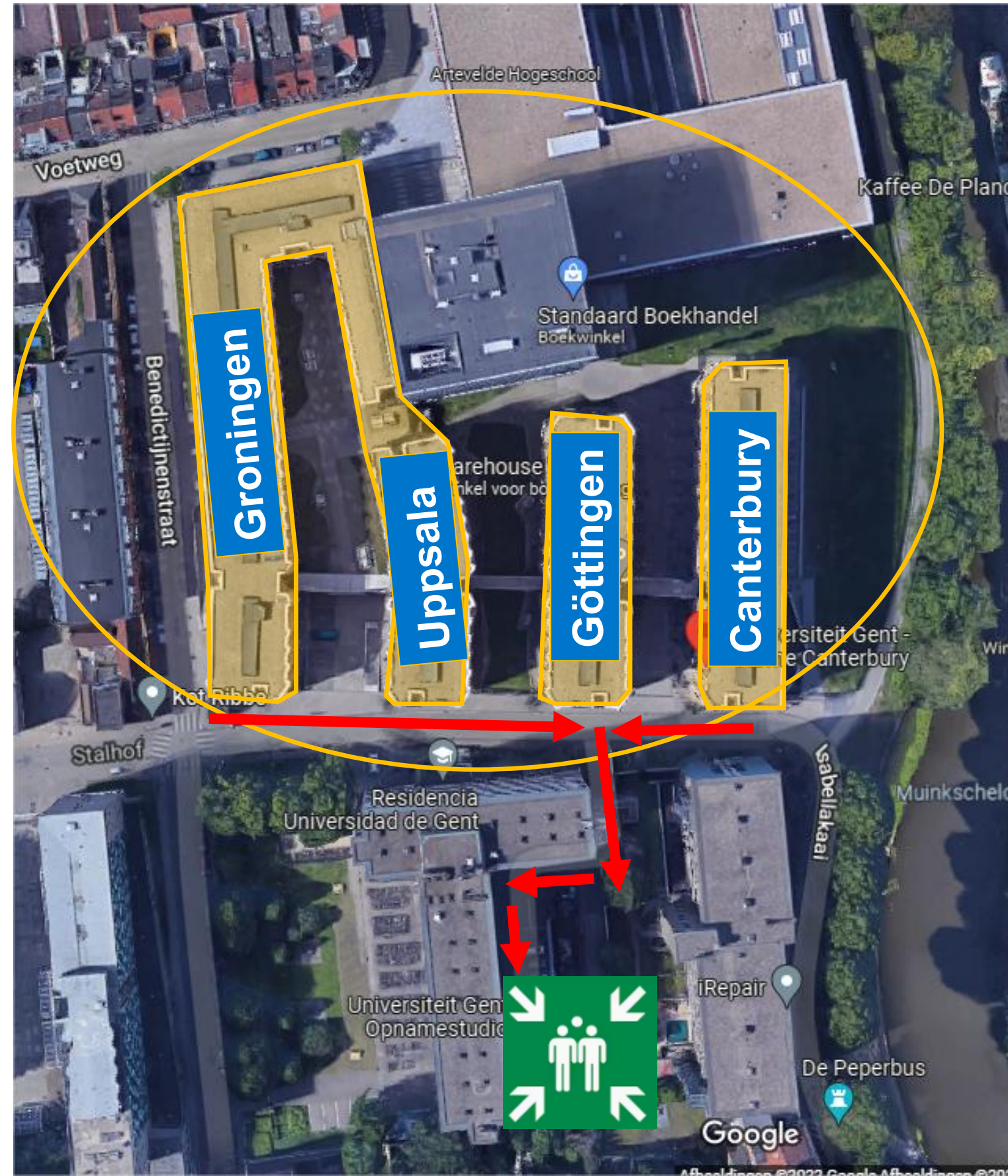
Assembly point



Assembly point Kantienberg



Assembly point Kantienberg



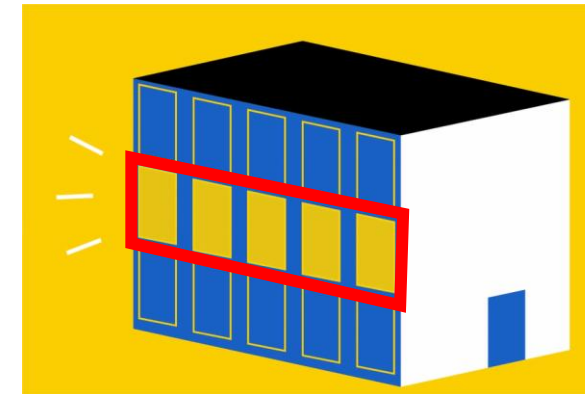
Assembly point Kantienberg



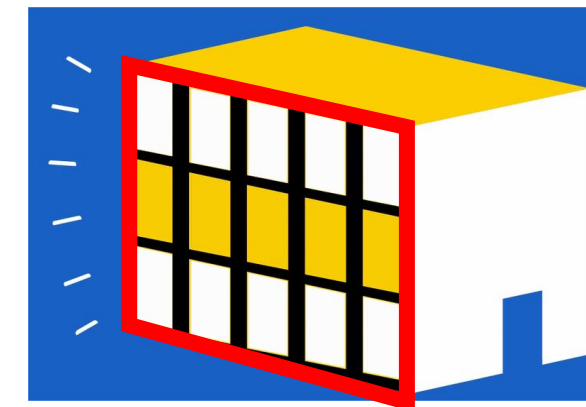


Difference between

- Warning signal -----



- Evacuation alarm ~~~~~



Follow the instructions of the Safety Stewards





- Residents of the homes of Ghent University who contribute to (fire)safety in their home.
- What do we expect?
 - Follow the information session about emergency procedures and tasks of the Safety Stewards: **22/09/2025** or **24/09/2025**
 - Assist at the evacuation exercise
 - Actively cooperate during incident and evacuation
- What do you get?
 - Opportunity to follow a **first aid and firefighting training**
 - One-time **discount** on monthly rent
 - Digital participation **certificate** via Badgr





www.ugent.be/safetystewards



samortie ↓

Log out ↗

Nederlandse homepage

Search

[Programmes](#) [Research](#) [University life](#) [Jobs](#) [About us](#) [Information for](#) ▼

[Home](#) > [University life](#) > [Housing facilities](#) > [Safety Stewards](#)

On this page

- [What is a Safety Steward?](#)
- [What do we offer?](#)
- [What do we expect?](#)
- [Important dates](#)
- [Contact](#)

Safety Stewards

Are you a resident in one of Ghent University Halls of Residence?
Are you proficient in the English language?
Are you enthusiastic and driven to participate in (fire)safety in your home?
Are you available for a whole semester?

→ [Register as a Safety Steward](#)



What is a Safety Steward?

- Safety Stewards are residents of the University halls of residence who contribute to (fire)safety in their residence.
- Safety Stewards are attentive for unsafe situations, defects (in particular in terms of firesafety) in their residence and report them to the Housing Office or [Emergency Centre of Ghent University](#).
- They also help in case of an incident and if needed they assist their co-residents with evacuating as quickly as possible in a safe and efficient way.
- During an evacuation (exercise), safety Stewards wear a yellow signalisation coat.



- Residents of the homes of Ghent University who contribute to (fire)safety in their home.
- What do we expect?
 - Follow the information session about emergency procedures and tasks of the Safety Stewards: **22/09/2025** or **24/09/2025**
 - Assist at the evacuation exercise
 - Actively cooperate during incident and evacuation
- What do you get?
 - Opportunity to follow a **first aid and firefighting training**
 - One-time **discount** on monthly rent
 - Digital participation **certificate** via Badgr



EVACUATION EXERCISE

= mandatory



Emergency Centre Ghent University:

(free) **+32 800 67 888**

+32 9 264 88 88

88

Every suspicious, dangerous,
urgent situation
Every emergency



➔ On campus



Emergency Centre Ghent University:

(free) **+32 800 67 888**

+32 9 264 88 88

88

⇒ Off campus
⇒ medical problem

European Emergency number 112



Emergency Centre Ghent University:

(free) **+32 800 67 888**

+32 9 264 88 88

88



Small medical problem

- Reception desk Housing Office
(office hours)
- Desk of Emergency Centre



Small medical problem

- Home Vermeylen
- Home Heymans
- Home Fabiola
- Home Bertha De Vriese
- Home Astrid



Safety Stewards



PREVENTIESTUDENTEN

Home Astrid



VERDIEPING +1		
Gilles Verhelst	Kamer 15	+
Aaron Jacobs	Kamer 18	
Mira Bastiaens-Hoex	Kamer 22	
Ayoub Batal	Kamer 30	+
Laetitia M. Tankam	Kamer 43	+
Timo Vandecasteele	Kamer 49	
VERDIEPING +2		
Kasper Vandenbroucke	Kamer 15	+
Guillaume Smet	Kamer 18	
Laurens Van der Linden	Kamer 21	+
Xander Wellens	Kamer 32	+
Lien Castelein	Kamer 37	+
Liv Cuyckens	Kamer 43	
VERDIEPING +3		
Anouk Vanderpiete	Kamer 27	
Kato Lauwers	Kamer 37	
Ulrike Voorthuijzen	Kamer 50	+
VERDIEPING +4		
Aurora Buena	Kamer 16	
Tibo Demaré	Kamer 20	+
Jennifer Dupont	Kamer 21	
Brikke Jacobs	Kamer 38	
Jonas Van Mieghem	Kamer 44	
VERDIEPING +5		
Merel Verminck	Kamer 15	+
Nico Seghers	Kamer 33	+

IN GEVAL VAN NOOD
BEL 0800/67 888

Preventiestudenten zijn op de hoogte van de noodprocedures en begeleiden de evacuatie!

EHBO-koffer ter beschikking

ICPBN-VASh - Team Veiligheid
noodplanning@ugent.be



PREVENTION



PREVENTION



PREVENTION



PREVENTION



PREVENTION



PREVENTION



PREVENTION



PREVENTION



PREVENTION





NOODINSTRUCTIES // EMERGENCY INSTRUCTIONS

IN GEVAL VAN NOOD

IN CASE OF EMERGENCY

Druk op de waarschuwingknop
Push the warning button

0800/ 67 888
Contacteer het PermanentieCentrum
Contact the Emergency Center

WAARSCHUWING EN EVACUATIE // WARNING AND EVACUATION

Onderbroken waarschuwingssignaal
Interrupted warning signal

Probeer de oorzaak te vinden
Try to find the cause

Contacteer het PermanentieCentrum & volg hun instructies
0800/ 67 888
Contact the Emergency center & follow their instructions
0800/ 67 888

Maak je klaar om het gebouw te verlaten
Prepare to leave the building

Pulserend evacuatiealarm
Pulsating evacuation alarm

Verlaat het gebouw via de dichtstbijzijnde (nood-) uitgang
Leave building via nearest (emergency) exit

Gebruik geen liften
Do not use the elevator

Ga naar de verzamelplaats
Go to the assembly point

Blijf op de verzamelplaats en volg de instructies van de Preventiestudenten
Stay at the assembly point and follow instructions of the Safety Stewards

UNIVERSITEIT GENT
VUL: ICDPW - dept. Veiligheid - noodplanning@ugent.be

or

UNIVERSITEIT GENT
Directie Bestuurszaken, departement Veiligheid en Directie Studentenvoorzieningen, afdeling Noodplanning
Vragen of suggesties: noodplanning@ugent.be

Bij technische incidenten (elektriciteitsuitval, vandalisme, lekken, vastzitten in de lift, etc.) en incidenten met betrekking tot veiligheid (brand, ongeval, agressie, diefstal, lawaaihinder, etc.): Contacteer de beheerder tijdens de kantooruren (09/264.71.00) of het PermanentieCentrum na de kantooruren (09/264.71.25).
Bij noodsituaties: contacteer het PermanentieCentrum via 09/264.88.88.
For technical assistance (power failure, damage to infrastructure, leakage, stuck lift, etc.) and incidents relating to safety and security (fire, accident, aggression, theft, excessive noise, etc.): Contact the home manager during office hours (09/264.71.00) or the Emergency Office after office hours (09/264.71.25).
For emergencies: contact the Emergency Office via 09/264 88 88.

Evacuatie-instructies

Waarschuwingssalarm = een eentonig, onderbroken signaal -----
1. Ga – indien mogelijk – op zoek naar de oorzaak
2. Contacteer het PermanentieCentrum: noodnummer 09/264.88.88
3. Maak u klaar om het gebouw zo snel mogelijk te verlaten

Evacuatiealarm = een tweetonig ononderbroken signaal ~~~~~
1. Verlaat het gebouw via de dichtstbijzijnde uitgang of nooduitgang
2. Ga naar de verzamelplaats (parking **home Vermeulen**)
3. Wacht daar op verdere instructies

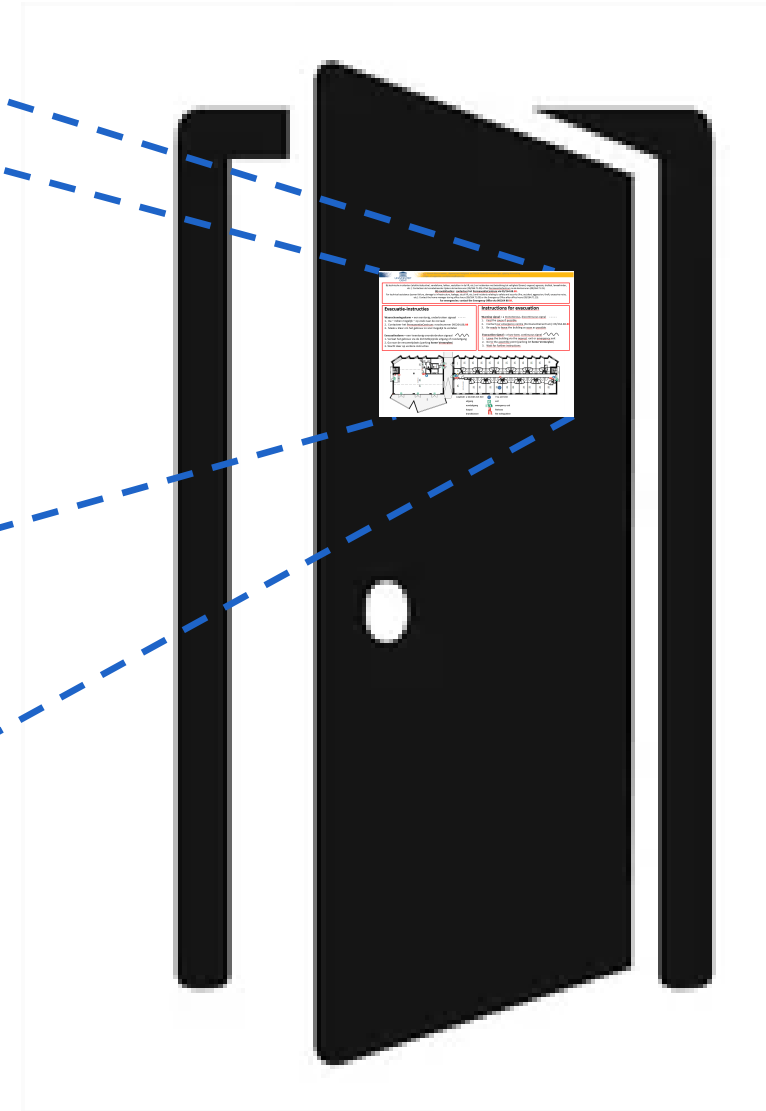
Instructions for evacuation

Warning signal = a monotonous, discontinuous signal -----
1. Find the cause if possible
2. Contact our emergency centre (PermanentieCentrum): 09/264.88.88
3. Be ready to leave the building as soon as possible

Evacuation signal = a two-tone, continuous signal ~~~~~
1. Leave the building via the nearest exit or emergency exit
2. Go to the assembly point (parking lot **home Vermeulen**)
3. Wait for further instructions

Legende: u bevindt zich hier
uitgang
nooduitgang
haspel
brandblusser

You are here
exit
emergency exit
firehose
fire extinguisher



LIVING IN A UNIVERSITY HALL



Team Housing Office



RECEPTION DESK @ HOME VERMEYLEN



- Practical questions: parcels, mail, keys, cleaning sets ...

Contact:

- Huisvesting@ugent.be
- Stalhof 6 – 9000 Gent
- +32 9 264 7100

Opening hours:

- Weekdays:
 - 8am - noon & 1pm – 8pm
- September en February:
 - **Weekdays** 'till 10pm
 - **Saturday and Sunday** from 10am – 10pm



HOME MANAGERS



- Infrastructure and facilities
- Repairs, structural problems, problems with your room
- ...
- homebeheer@ugent.be
 - Luc Vandenberghe
 - Emiel Verstraete
 - Hilde de Brauwer
 - Jordi Goossens



RESIDENCE COACH



- Conflict
- You want to tell your story discretely
- Looking for help within or outside Ghent University
- ...
- ugent.be/housing/residencecoach
- charlotte.vanbelle@ugent.be



CONTACT HOUSING OFFICE

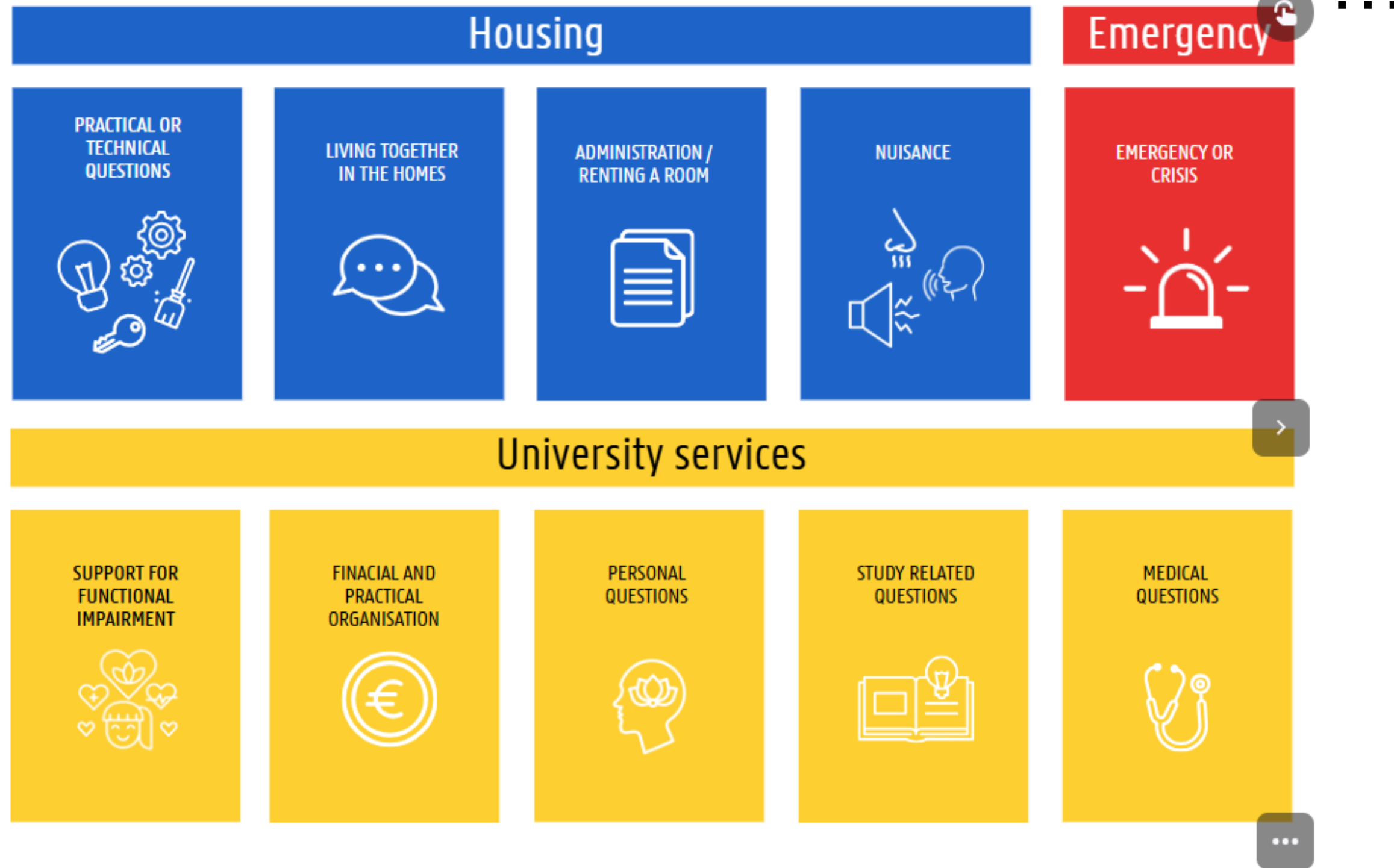


– Questi How can we help you?

○ accc

– Questi

○ Ontr



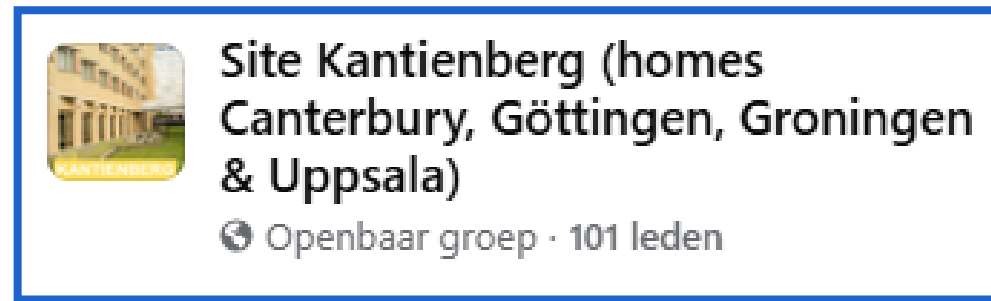


– Main channels:

- 1) Your **UGent-mail**
- 2) **Facebook groups**

- “Homes Astrid, Bertha en Boudewijn”
- “Homes Heymans, Fabiola en Vermeylen”
- “Site Kantienberg (homes Canterbury, Göttingen, Groningen & Uppsala)”

- 3) **Instagram @ugent_homes**



– Content:

- Maintenances and check-ups, deadlines, campaigns ...

Repairs and interventions



ALL INFORMATION



REPAIRS



- **Request a repair** (immediately) through the online repair form

homeserve.ugent.be

~~Inventory~~

UNIVERSITEIT GENT
HOME VERMEYLEN
KAMERNUMMER: 55.01

PLAATSBSCHRIJVING

huizen verhuurder: Universiteit Gent, DSV Algemein Huisvesting
en huurder: _____
e-mailadres huurder: _____

OMSCHRIJVING	STAAT: OK (J/N)	OPMERKING
deur		
deurslot		
Muren/plafond		
vloer		
raam		
Gordijnen		
radiator		
verwarming		
bed		
mattas		
bureau		
stoel		
boekenkast		
kleerkast		
ledenkast		
avastio		
organ		
spiegel		
Toiletkast/schop		
handdoekdrager		
lamp toiletkast/schop		
lamp boven bed		
lamp boven bureau		
stopcontacten		
intermetersysteem		
sticker binnen		

VOOR DEFECTEN VUL STEEDS EEN HERSTELFORMULIER IN:
→ <https://homeserve.ugent.be/> ←

*Vul je kamernummer bovenaan in!
*Noteer eventuele opmerkingen bondig in duidelijk handschrift.
*Dien dit document in binnen de week na ingebruikname aan het onthaal van de dienst huisvesting (Home Vermeulen, Stadhoudershof 6, 9000 Gent).
*Via dit formulier worden geen herstellingen doorgegeven, gebruik hiervoor het hersteloppulper.
*Bij defecten/vervalschade kan vastgesteld worden!

Datum: _____ Naam + handtekening huurder: _____ Naam + handtekening verhuurder: _____



homeserve.ugent.be

Log in with your Ghent University account

UGent CAS

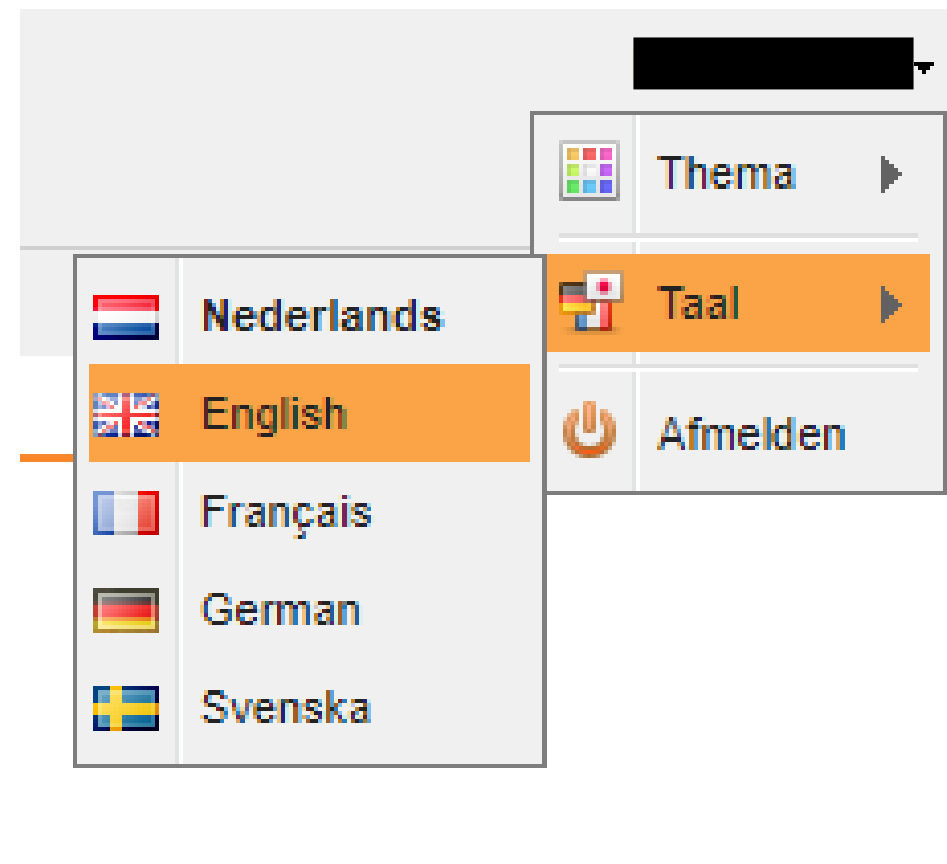
Gebruikersnaam

Wachtwoord

Aanmelden



homeserve.ugent.be



**1. Click on your name
in the top right corner**

2. “Taal”

3. Choose a language

REPAIRS



MCS MCS WebPortal



Start



HelpDesk

 **Aanvragen herstellingen**
Alle herstellingen aan bestaande installaties, gebouwonderdelen of wegenis...


 **Reserveren lokaal of leszaal**
Via TimeEdit


UServe
UGent-platform voor Gebouwen en Facilities

 **Aanvragen services**
O.a. transport of verhuis, groenonderhoud, schoonmaak, signalisatie...

 **Bestellen sleutel of cilinder**
Via Sleutelbeheer


 **Aanvragen werken**
Herinrichtings- en opfrissingswerken, Aanpassingen voor onderwijs of onderzoek...


 **Badge voor parkings en gebouwen**
Beheer en aanvragen


Dringende meldingen
Bel het Permanentiecentrum op 71.25 of bij gevaar 88

Andere vragen voor DGFB:
Stel uw vraag via dgfb@ugent.be
Of telefoon (09/264) 31.70

Andere vragen voor DICT:
Contacteer DICT Helpdesk:
<https://helpdesk.ugent.be/contact/>

 **Uitleendienst**
Uitleen van materialen voor tentoonstellingen en evenementen

 **Probleem met telefonie**
Via DICT Helpdesk


 **HomeServe**
Enkel voor homebewoners / Home residents only


 **Mijn aanvragen tonen**


Start HelpDesk

New Call My Calls My Department's Calls Backoffice

Call Templates

 HomeServe

 RoomService Request

 UServe

Create Call From Template - RoomService Request

Language / Taal: Adjust user>taal in topright corner / Pas user>language aan rechtsboven

Nature of the problem: * Type your search query

Describe the problem:

Related documents

Open Add File Add URL Edit Delete

ID	Name / URL	S...	Type	Description	Remark	Create...
----	------------	------	------	-------------	--------	-----------

No results found...

Note: Homes: hieronder niets invullen - leave empty

:- :-

Book Call Reset Form

https://userve.ugent.be/mymcs_prd/#

MCS Web Portal © MCS SA/NV



UNIVERSITEIT
GENT

REPAIRS



- Free (unless misuse)
- Repair request = access to your room. **Your presence is not necessary.**
- Procedure:
 - 2x knocking before entering
 - Spare key if absent (reception desk logs)
 - Post-it in case you were absent





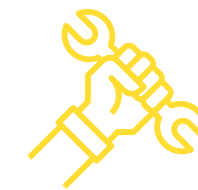
– Urgent repairs in the weekend or outside office hours?

Only urgent repairs & issues in which there is no other solution or option

- Flooding of toilet
- No electricity
- No lights
- Safety issues
- Problems with doors or locks...
- No internet on entire floor

→ Emergency and Prevention Centre

→ T. +32 9 264 7125



INTERVENTIONS




- **Scheduled check-ups:**
 - Hygiene, safety, vermin ...
→ *Prior notification*

- **Emergencies:**
 - fire, flooding, urgent technical repairs ...
→ *No prior notification possible*

Facilities



COMMON ROOMS




COMMON ROOMS



Multiple purposes:

- leisure
- student activities
- swap shop events
- studying during curfew periods
- get to know your homemanager
- ...

COMMON ROOM CANTERBURY



LAUNDRY ROOMS



Location of the laundry rooms in the homes:

- Home Astrid: first floor, room N° 110.061
- Home Fabiola: ground floor, room N° 100.014.


Access outside (end of courtyard)

LAUNDRY ROOMS



- Home Heymans & Vermeylen: garage – 090.012.

Entrance on the outside, between the two buildings



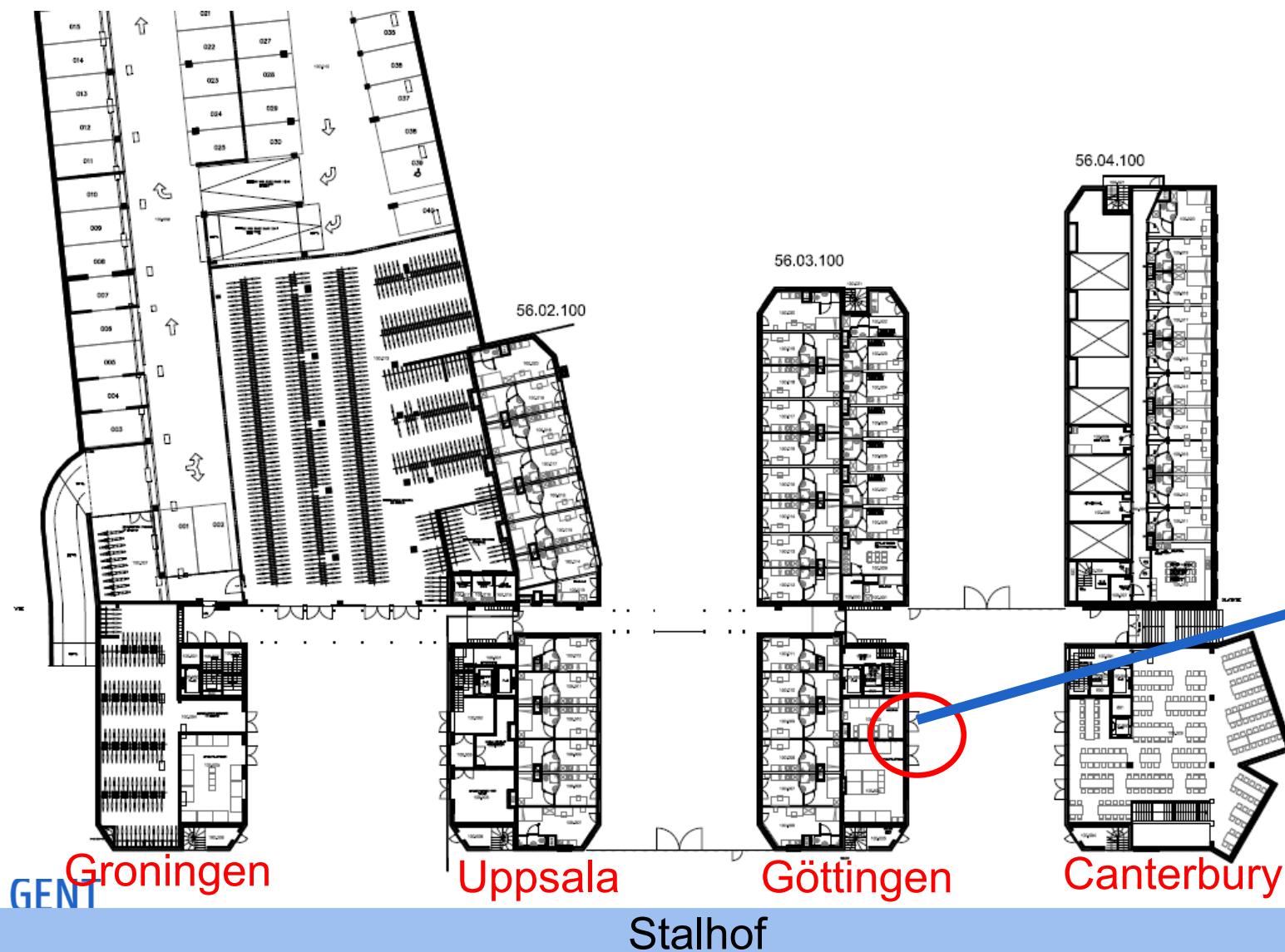
LAUNDRY ROOMS



Site Kantienberg: home Göttingen (3rd block):

→ Street level, room N° 100.003

→ Access with badge/tag

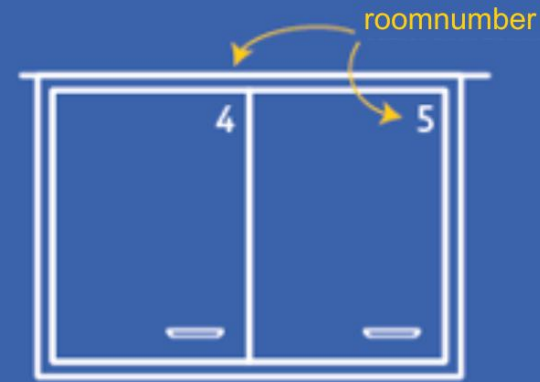


YOUR KITCHEN



KITCHEN RULES

Kitchen cabinets



Close your cabinet with a padlock.
Use the correct cabinet, or both the
content and padlock will be removed.

Extractor hood



Always turn on the extractor hood
during cooking, this way you avoid
the fire alert going off.

Oils & food scraps



Never pour oils or throw food scraps
in the sink. Please put them in the
garbage bins or containers provided.


Hygiene & comfort



Dishes and other belongings will be
removed weekly by the cleaning
personnel.

Use the kitchen as you would your own and never
leave it behind dirty. The kitchen will be closed off
indefinitely if this gets out of hand.

YOUR KITCHEN



- Frying and grilling
- Smoking
- Food scraps in the sink



- Keep it clean
- Use the extractor hood
- Food scraps in the trash

Fire alert = intervention of the Emergency Centre (€)

YOUR KITCHEN



- All stoves are equipped with a safety switch!
- Must be switched on every 7 minutes for the stove to work!



YOUR KITCHEN

SORT YOUR WASTE!



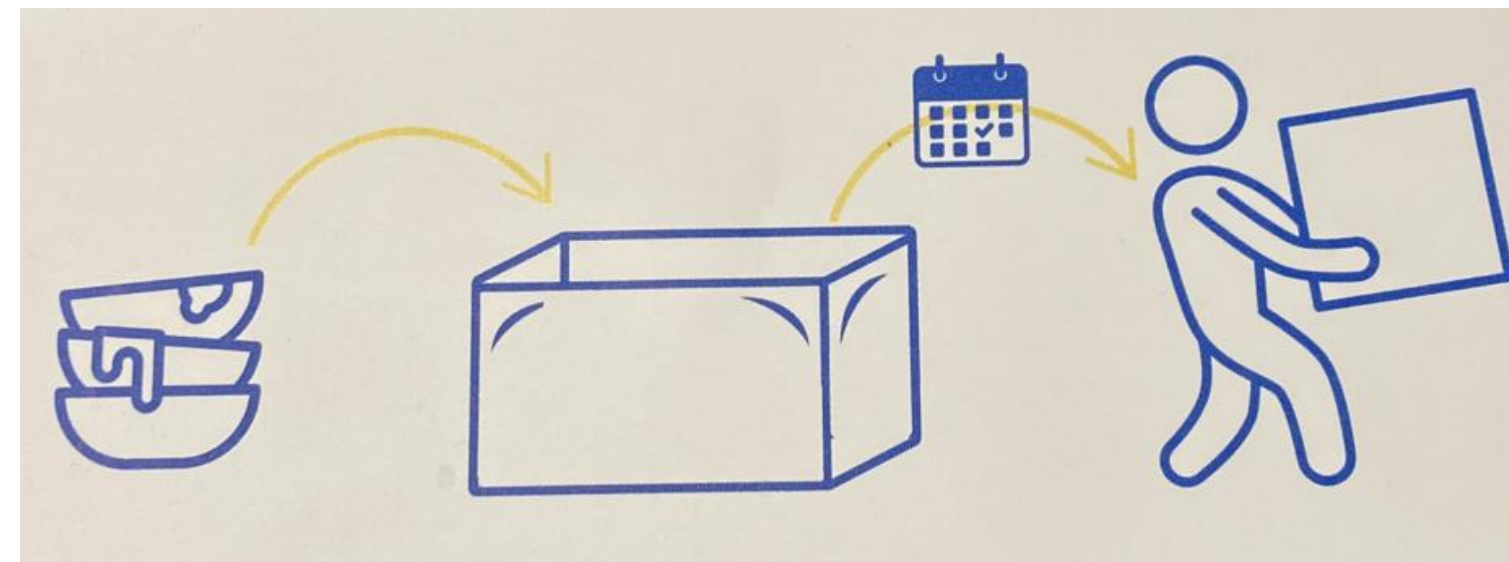
YOUR KITCHEN



YOUR KITCHEN



CLEAN YOUR DISHES



KITCHEN REPAIRS




- If you find anything in the kitchen that needs repairs:

homeserve.ugent.be


- Write down the necessary repair, together with the **roomnumber of the kitchen** above the door (e.g. 56.01.130.015)

HOW TO: AVOID CLOGGING!



YOUR KITCHEN

- No food (or oil) in the sink
(unclogging = no use of sink)



Keep the metal grid in place when
using the sink and clean if necessary!




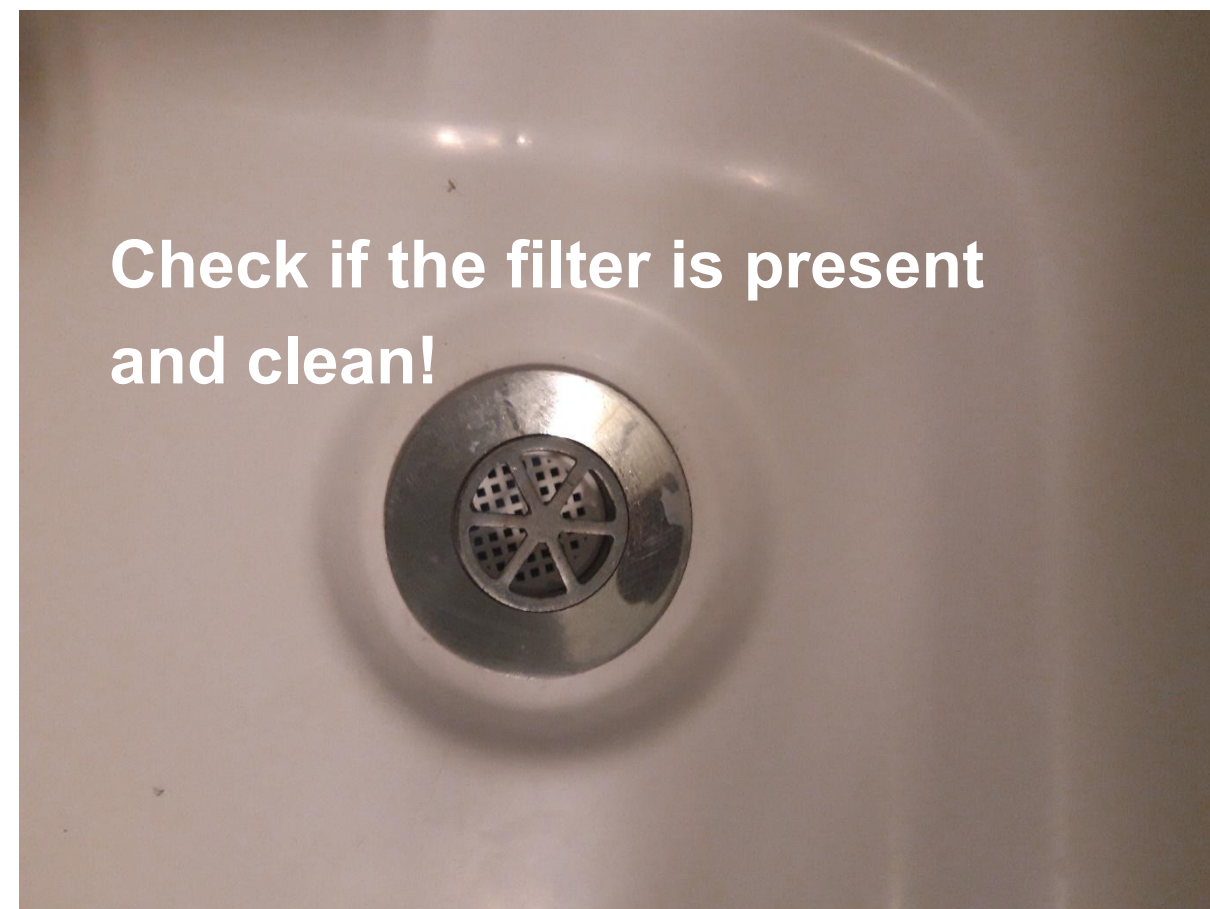
**The same applies for
kitchenettes!**



SHOWER: WHITE FILTER



- Keep it running:
 - Prevent blockages by using and cleaning the drain filters!



To clean: take out the metal grid, remove the filter and clean!
(throw hair etc. in the trash, not in the drain!)

SHOWER: BLACK FILTER



- Keep it running:
 - Prevent blockages by using and cleaning the drain filters!



**To clean: take off the metal cover, remove the black grid and clean inside!
(throw hair etc. in the trash, not in the drain!)**

Your room



YOUR ROOM





- ALWAYS keep the **fire detector** clear

Violation = sanction!


covering / damaging the detector



ALLOWED



NOT ALLOWED



SAFETY





- Keep your **personal belongings** in your room (not in communal areas)
- **Lock** your room



PEST CONTROL

- Detection boxes in your room (DON'T REMOVE)
- If you see something, say something: homebeheer@ugent.be




HYGIENE




- Keep it clean
 - **Clean** your room **frequently**
 - Borrow a **vacuum cleaner** (60 min) or **cleaning set** at the reception desk (no products!).
 - **Air your room** in the morning (**15 min**) to prevent **mold and odor**






Your address



YOUR ADDRESS



Key + above door 56.01.120.034

→ Also on your
tenancy agreement

UNIVERSITEIT GENT

HUURCONTRACT KAMERPLUS UNIVERSITAIRE HOMES

CONTRACTNUMMER: 3000000015
WOONEENHEID: 56.01.130.075
STUDENTENNUMMER: 3000001120
HUISVESTINGSGROEP: 5

Tussen de ondertekenende partijen:
- enerzijds Universiteit Gent, vertegenwoordigd door de Rector, hierna genoemd de verhuurder;
- anderzijds hoofdanvrager: [Redacted]

iema genoemd de huurder(s);
is overeengekomen wat volgt:

vt. 1 De verhuurder geeft in huur een wooneenheid in home Groningen, Stadhof 43, 9000 Gent met nummer 56.01.130.075. De huurovereenkomst begint op 20/09/2016 en eindigt op 15/09/2019. De huurprijs bedraagt 415,00 EUR / maand. Het huurcontract kan onder geen enkel beding stilzittend verlengd worden.

vt. 2 De huur wordt betaald per maand en bij voorkeur via domiciliëring of met vermelding van de gestructureerde mededeling na ontvangst van de factuur.


Bij het aangaan van de huurovereenkomst dient (dienen) de huurder(s) op rekening van de verhuurder een waarborgsom van 125,00 EUR (300,00 EUR voor appartementen) te storten. Voor sleutel en badge wordt door de huurder(s) op rekening van de verhuurder een afzonderlijke waarborgsom gestort van 35,00 EUR (70,00 EUR voor appartementen). Beide waarborgen worden gefactureerd bij de 1e maand huur. Deze waarborgen kunnen door de verhuurder worden aangewend voor het dekken van alle verplichtingen van de huurder(s). De waarborgen leveren geen interesten op ten voordele van de huurder(s).

Elke vervallen en/of onbetaalde factuur zal van rechtswege en zonder voorafgaande aanmaning verhoogd worden met een conventionele interest van 10% per jaar. Het bedrag van onbetaald gebleven facturen zal, bij wijze van schadevergoeding, van rechtswege verhoogd worden met 10% met een minimum van 25,00 EUR vanaf de dag volgend op de vervaldag van de factuur en dit zonder voorafgaande ingebrekestelling en bovenop de hoofdsom, verwijlinteresten, inlijfs- en aanmaningskosten.

vt. 3 De huurder(s) erkent (erkennen) de wooneenheid in onberispelijke staat te hebben ontvangen. In dit niet het geval dan wordt d schriftelijk kenbaar gemaakt via het inventarisformulier, binnen de 7 dagen na ontvangst van de sleutels. De huurder(s) dient (dienen) de wooneenheid terug te geven in dezelfde staat als waarin men deze heeft ontvangen. In geval de staat van de wooneenheid niet beantwoordt aan de plaatsbeschrijving zullen reinigings-, herstellings- en/of vervangingskosten aangerekend worden aan de geldende kostprijs (cf. Intern Reglement) door middel van inhouding van de waarborg en/of bijkomende factuur met opgave van de kostenstaat.

vt. 4 Het intern reglement, dat betrekking heeft op de huurtermijn zoals hierboven vermeld, maakt integraal deel uit van het contract. De huurder(s) kent (kennen) de inhoud van het intern reglement en zal (zullen) het te allen tijde naleven.

YOUR ADDRESS



56.01.120.034

Building site:

56: Kantienberg
91: Boudewijn
55: Vermeylen
& Heymans


Building

56.01: Groningen
56.02: Uppsala
56.03: Göttingen
56.04: Canterbury
55.01: Vermeylen
55.02: Heymans

Floor Room number

[FULL NAME]
HOME GRONINGEN
STALHOF 43, 234
9000 Gent


YOUR ADDRESS



– SITE KANTIENBERG

- Groningen: Voetweg 64 & Stalhof 43* – 9000 Gent
- Uppsala: Stalhof 47 – 9000 Gent
- Göttingen: Stalhof 49 – 9000 Gent
- Canterbury: Stalhof 51 – 9000 Gent


YOUR ADDRESS



- Heymans: Isabellakaai 30-134* – 9000 Gent
- Vermeylen: Stalhof 6 – 9000 Gent
- Fabiola: Stalhof 4 – 9000 Gent

- Astrid: Krijgslaan 250 – 9000 Gent
- Bertha: De Pintelaan 264 – 9000 Gent

LETTERS AND PARCELS



NO COMMERCIAL PARCELS



- Delivery companies **do not stop** (or worse: don't wait)
- Choose a pick-up point nearby during payment

Exceptions:

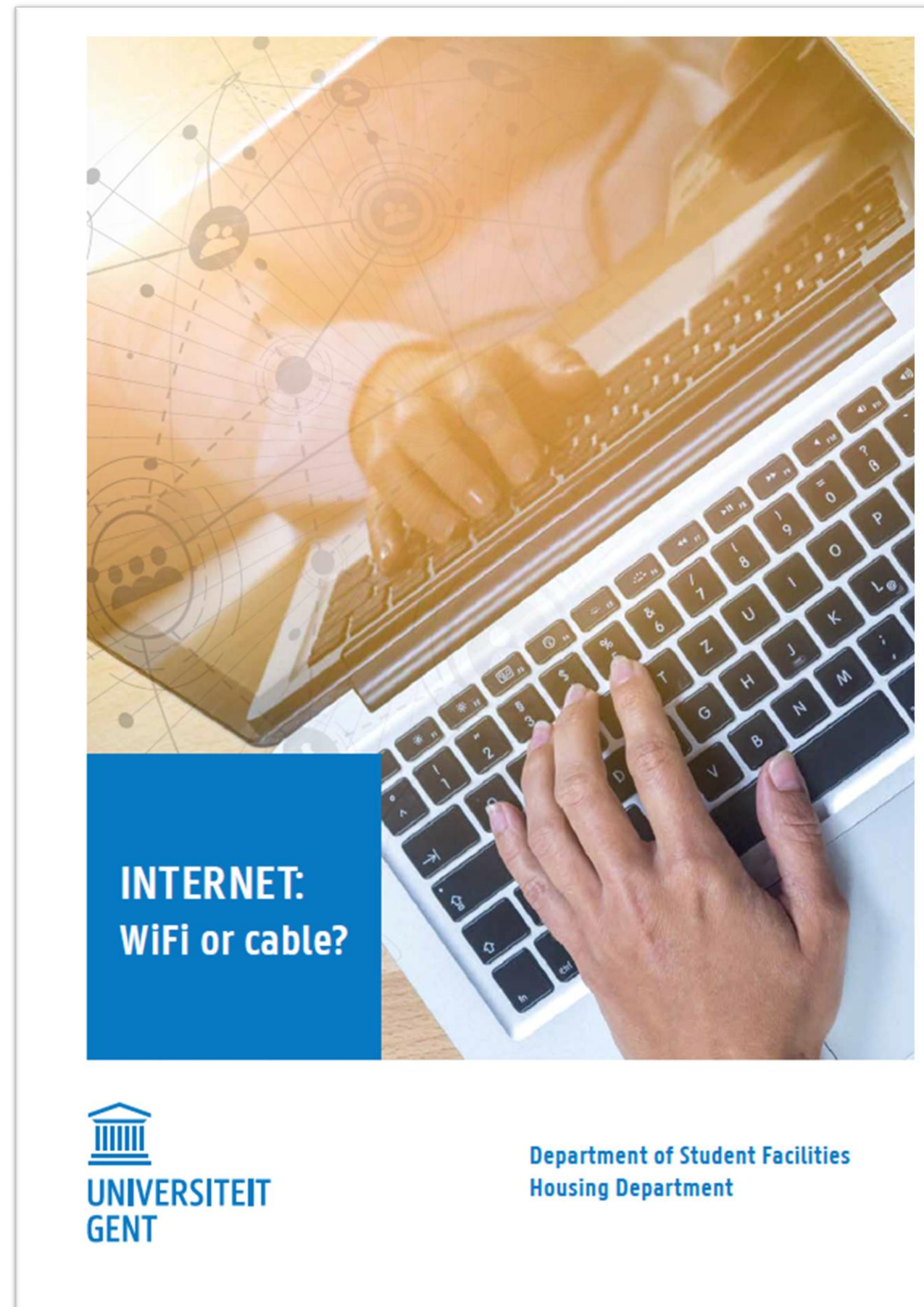
- Parcels from home
- Health related/Urgent
- Official documents

→ Reception desk will contact you

Internet



DID YOU READ...



➔ Internet brochure
in your room or at
the reception desk

INTERNET IN YOUR ROOM



Keep the existing set-up!

- Your own UTP-cable
- AVAILABLE Socket

And

WiFi: EDUROAM





WiFi: EDUROAM



[Ghent University Login]@ugent.be
Ghent University password

ATTENTION: usually not your email address

INTERNET IN YOUR ROOM



UTP TO USB SWITCH/CONVERTER






EDUROAM – check the house regulations

→ Canterbury Common Room



COMMON ROOM CANTERBURY



INTERNET ISSUES



Problems with connection (WiFi or cable)?

www.studenteninternet.be

+32 (0)9 395 6000

ICT HELPDESK

UGent account, classes, restaurant, ...

Kevin

HOME COUNCIL



HOME KONVENT



Who are we?

Overarching student association
Home councils
Residents of the Homes

What do we do?

Activities
Contact point
Communication
-> For a great experience of student life in Ghent

For whom?

Residents of the homes






Near the Kantienberg homes



More to the south of the city



HOME MUNDO

- Home council for the residents of halls
 - Canterbury, Göttingen, Uppsala, Groningen
 - ... but everyone is welcome 😊
- Main goals
 - Student representation to the Housing Office
 - For policy changes (Kitchen Use, equipment Common Room...)
 - Organizing activities for the residents (board games night, quiz, bowling, movie nights, ...)



HOME MUNDO: CALENDAR



- 23/09 (8 PM): Speedfriending 💬
- 24/09 (8 PM): Mundo open air 🎵
- 1/10 (8 PM): Board Games Night 🎲
- 6/10 (8 PM): Bowling Night 🎳
- TBA (8PM): Fries & Movie Night 🍟🎬
- 10/11 (8 PM): Quiz ?
- TBA (8 PM): Ice Skating 🛼



Find our calendar on our
instagram page!

HOME MUNDO: RECRUITING



- Looking for volunteers → WhatsApp group
 - Helping setting up (tables, projector, ...)
 - Staffing the bar, serving drinks



Volunteers



STAY UPDATED: FACEBOOK PAGES



facebook.com/homeastridgent



facebook.com/homefabiolaugent



facebook.com/berthadevriese



facebook.com/HomeBoudewijn



WhatsApp



STAY UPDATED: UPCOMING EVENTS



Welcoming drink
@floor 23/09



Reception 21/09

Welcoming bar 23/09



Welcoming bar 23/09



Welcoming reception 25/09



Mundo: Open Air 24/09

WHATSAPP GROUP




- Group for all the Exchange students in the university halls



SUSTAINABILITY @HOMES



- Swap Shop and textiles sale
- Duvets, pillows, towels...
- Distribution event was yesterday
 - Free stuff is placed in the Swap Shop rooms (1st floor)
 - Free accessible (or ask the home manager)



GET IN TOUCH



Kevin Desmet (president)

Praeses@homekonvent.be

www.HomeKonvent.be

Find us on



Home Konvent Gent

Ecohomes

Homes Kantienberg Ghent



TAKE HOME MESSAGES

- ☒ Please read
 - Welcome letter
 - Internal Rules
- ☒ Save the emergency number in your phone
 - +32 800 67 888**
 - +32 9 264 88 88**
- ☒ Repair?
Homeserve.ugent.be!
- ☒ Home councils and activities
www.homekonvent.be



FEEL AT
HOME



GHENT
UNIVERSITY